


USPSA OAKLEY CHALLENGE 2021 - STG 1 - THREE TRIES - 2021-05-16



USPSA OAKLEY Challenge 2021
Stage #1 - Three tries



START POSITION: Standing in designed area	
GUN READY CONDITION: String 1 - option 1, String 2 - option 2, String 3 - option 3	
STAGE PROCEDURE: 2 HITS PER TARGETS	
String 1 - Shooting from box 1, String 2 - shooting from box 2, string 3 - shooting from box 3	
SCORING	RULES
ROUNDS: 24	A shooter who fires shots while completely outside (both feet out and touching the ground) a shooting area is deemed to have gained a significant advantage and will be given one penalty for each shot fired until presence is re-established in a shooting area. If a competitor starts and fires shots while completely outside a shooting area, foot fault penalties will apply as above. No penalty is assessed if a competitor does not fire any shots while hauling. Having at least one foot in a shooting area and nothing touching outside the shooting
POINTS: 120	
PAPER TARGETS: 0	
IPSC: 4	
USPSA: 4	
POPPERS:	



Stage Results - Carry Optics

Place	Name	No.	Class	Div	PF	Points	Pen	Time	Hit Factor	Stage Pts	Stage %
1	Pálka, Ján	99	U	CO	Min	120	0	12.28	9.7720	120.0000	100.00 %
2	Mikolášek, Martin	85	U	CO	Min	116	0	12.83	9.0413	111.0270	92.52 %
3	Maška, Richard	81	U	CO	Min	116	0	13.11	8.8482	108.6558	90.55 %
4	Maděránek, Radim	78	U	CO	Min	114	10	12.95	8.0309	98.6193	82.18 %
5	Bočarov, Vasil	10	U	CO	Min	106	0	14.40	7.3611	90.3942	75.33 %
6	Mička, Luděk	84	U	CO	Min	103	10	16.09	5.7800	70.9783	59.15 %
7	Kozák, Petr	62	U	CO	Min	106	30	14.39	5.2814	64.8555	54.05 %
8	Jarmar, František	45	U	CO	Min	94	0	18.12	5.1876	63.7036	53.09 %
9	Chalupa, Cyril	17	U	CO	Min	120	0	23.98	5.0042	61.4515	51.21 %
10	Matýsek, Jaroslav	82	U	CO	Min	103	10	25.56	3.6385	44.6807	37.23 %
11	Krejčí, Stanislav	63	U	CO	Min	0	0	0.00	0.0000	0.0000	0.00 %

Stage Results - Limited

Place	Name	No.	Class	Div	PF	Points	Pen	Time	Hit Factor	Stage Pts	Stage %
1	Novotný, Zdeněk	186	U	L	Min	114	0	12.46	9.1493	120.0000	100.00 %
2	Liehne, Zdeněk	76	U	L	Maj	117	0	13.41	8.7248	114.4324	95.36 %
3	Rakušan, Josef	185	U	L	Maj	108	0	12.53	8.6193	113.0486	94.21 %
4	Kadlec, Michal	181	U	L	Maj	116	0	13.66	8.4919	111.3777	92.81 %
5	Znamenacek, Petr	177	U	L	Maj	114	0	13.43	8.4885	111.3331	92.78 %
6	Kadlčík, Karel	51	U	L	Min	110	0	14.53	7.5705	99.2928	82.74 %
7	Šoustar, Ivo	139	U	L	Maj	112	0	14.80	7.5676	99.2548	82.71 %
8	Jašek, František	46	U	L	Min	106	0	14.96	7.0856	92.9330	77.44 %
9	Vaclavik, Jaroslav	161	U	L	Maj	103	10	13.21	7.0401	92.3362	76.95 %
10	Tošenovská, Martina	157	U	L	Min	105	10	14.02	6.7760	88.8724	74.06 %
11	Ladič, Tibor	72	U	L	Min	102	0	15.33	6.6536	87.2670	72.72 %
12	Grohol, Radim	31	U	L	Min	118	0	18.38	6.4200	84.2032	70.17 %
13	Vlček, Lukáš	166	U	L	Min	112	0	17.53	6.3890	83.7966	69.83 %
14	Fiala, Jan	26	U	L	Min	110	0	17.62	6.2429	81.8804	68.23 %
15	Ševčík, Jan	126	U	L	Min	96	0	15.58	6.1617	80.8154	67.35 %
16	Halama, Petr	32	U	L	Min	108	0	17.56	6.1503	80.6658	67.22 %

17	Pihávková, Natálie	106	U	L	Min	116	0	19.11	6.0701	79.6140	66.34 %
18	Vacko, Robert	160	U	L	Min	98	0	16.43	5.9647	78.2316	65.19 %
19	Pecha, Tomáš	102	U	L	Min	101	10	15.42	5.9014	77.4013	64.50 %
20	Kašpar, Josef	55	U	L	Maj	108	10	16.80	5.8333	76.5081	63.76 %
21	Liehne, Irena	74	U	L	Min	102	0	17.90	5.6983	74.7375	62.28 %
22	Machek, Pavel	77	U	L	Min	108	0	18.96	5.6962	74.7100	62.26 %
23	Janošek, Dušan	44	U	L	Min	98	0	17.91	5.4718	71.7668	59.81 %
24	Hudeček, František	43	U	L	Min	102	0	18.91	5.3940	70.7464	58.96 %
25	Vrábek, Lukáš	170	U	L	Min	106	0	19.74	5.3698	70.4290	58.69 %
26	Komínek, Jiří	57	U	L	Maj	108	10	18.72	5.2350	68.6610	57.22 %
27	Hubner, Luboš	42	U	L	Min	108	0	21.25	5.0824	66.6595	55.55 %
28	Elišák, Milan	24	U	L	Min	118	0	23.34	5.0557	66.3093	55.26 %
29	Konvičný, Lumír	59	U	L	Min	108	0	21.37	5.0538	66.2844	55.24 %
30	Elstner, Marek	25	U	L	Min	89	10	15.87	4.9779	65.2889	54.41 %
31	Novák, Miloš	95	U	L	Min	100	0	20.33	4.9188	64.5138	53.76 %
32	Marek, Tomáš	79	U	L	Min	101	20	16.49	4.9121	64.4259	53.69 %
33	Smejkal, Lukáš	135	U	L	Min	106	0	21.70	4.8848	64.0679	53.39 %
34	David, Jaroslav	21	U	L	Min	90	0	18.45	4.8780	63.9787	53.32 %
35	Vopařil, Josef	168	U	L	Min	101	10	18.84	4.8301	63.3504	52.79 %
36	Slováček, Pavel	134	U	L	Min	100	0	21.02	4.7574	62.3969	52.00 %
37	Kukula, Otto	67	U	L	Min	108	0	23.14	4.6672	61.2139	51.01 %
38	Chmelíček, Libor	18	U	L	Min	95	10	18.50	4.5946	60.2617	50.22 %
39	Horinek, Milos	39	U	L	Maj	105	10	20.93	4.5389	59.5311	49.61 %
40	Belfin, Dalibor	7	U	L	Min	91	10	17.86	4.5353	59.4839	49.57 %
41	Sixta, Bedřich	127	U	L	Min	102	0	22.95	4.4444	58.2917	48.58 %
42	Špeta, Jakub	141	U	L	Min	95	20	16.93	4.4300	58.1028	48.42 %
43	Fiala jr., Jan	27	U	L	Min	96	20	17.25	4.4058	57.7854	48.15 %
44	Plch, Josef	109	U	L	Min	90	20	15.96	4.3860	57.5257	47.94 %
45	Jurásek, Ondřej	49	U	L	Min	96	20	17.33	4.3855	57.5192	47.93 %
46	Tischlerová, Markéta	156	U	L	Maj	100	20	18.40	4.3478	57.0247	47.52 %
47	Konvičná, Růžena	58	U	L	Min	112	0	25.99	4.3093	56.5197	47.10 %
48	Batěk, Jarda	4	U	L	Min	92	20	16.74	4.3011	56.4122	47.01 %
49	Gazda, David	29	U	L	Min	95	20	18.17	4.1277	54.1379	45.11 %
50	Meca, Valdemar	83	U	L	Min	99	20	19.89	3.9718	52.0932	43.41 %
51	Dvořák, Vladislav	23	U	L	Min	108	10	25.78	3.8014	49.8582	41.55 %
52	Hladík, Ondrej	36	U	L	Maj	95	40	14.71	3.7390	49.0398	40.87 %
53	Smejkal, Martin	136	U	L	Min	112	0	30.10	3.7209	48.8024	40.67 %
54	Zuska, Petr	184	U	L	Min	86	30	17.43	3.2129	42.1396	35.12 %
55	Kupčík, Pavel	69	U	L	Min	97	10	27.54	3.1590	41.4327	34.53 %
56	Šejvlová, Veronika	125	U	L	Min	79	30	22.90	2.1397	28.0638	23.39 %
57	Horáčková, Anna	38	U	L	Min	87	50	20.65	1.7918	23.5008	19.58 %
58	Svojanovský, Daniel	151	U	L	Maj	92	40	29.48	1.7639	23.1349	19.28 %
59	Bernat, Petr	8	U	L	Min	77	50	20.19	1.3373	17.5397	14.62 %
60	Částek, Jindřich	14	U	L	Min	84	60	23.67	1.0139	13.2981	11.08 %
61	Švadláková, Miroslava	187	U	L	Min	74	60	16.83	0.8318	10.9097	9.09 %

Stage Results - Open

Place	Name	No.	Class	Div	PF	Points	Pen	Time	Hit Factor	Stage Pts	Stage %
1	Novotny, Martin	98	U	O	Maj	116	0	11.48	10.1045	120.0000	100.00 %
2	Heneš, Zdeněk	183	U	O	Maj	116	0	12.08	9.6026	114.0395	95.03 %
3	Běhal, Jiří	6	U	O	Maj	118	0	12.55	9.4024	111.6619	93.05 %
4	Šustrová, Kateřina	149	U	O	Maj	107	0	11.42	9.3695	111.2712	92.73 %
5	Glac, Martin	30	U	O	Maj	116	10	13.04	8.1288	96.5368	80.45 %
6	Novotný, Jaroslav	97	U	O	Min	110	0	13.69	8.0351	95.4240	79.52 %
7	Navrátil, Martin	90	U	O	Maj	108	20	11.40	7.7193	91.6736	76.39 %
8	Samek, Petr	123	U	O	Maj	107	10	12.69	7.6438	90.7770	75.65 %
9	Vystyd, Václav	172	U	O	Maj	101	10	12.20	7.4590	88.5823	73.82 %
10	Novotná, Natálie	96	U	O	Maj	107	0	16.31	6.5604	77.9106	64.93 %
11	Richter, Petr	118	U	O	Maj	104	10	15.08	6.2334	74.0272	61.69 %
12	Žáček, Milan	174	U	O	Maj	108	10	17.60	5.5682	66.1274	55.11 %

Stage Results - PCC

Place	Name	No.	Class	Div	PF	Points	Pen	Time	Hit Factor	Stage Pts	Stage %
1	Bures, Vitezslav	13	D	PCC	Min	104	0	8.09	12.8554	120.0000	100.00 %
2	Heglas, Jakub	33	D	PCC	Min	116	0	10.80	10.7407	100.2601	83.55 %
3	Slavík, Daniel	129	D	PCC	Min	112	0	10.71	10.4575	97.6166	81.35 %
4	Vysloužil, Tomáš	171	D	PCC	Min	110	0	10.64	10.3383	96.5039	80.42 %
5	Sudek, Lukáš	146	D	PCC	Min	108	10	9.60	10.2083	95.2904	79.41 %
6	Bulko, Peter	178	D	PCC	Min	108	0	10.72	10.0746	94.0423	78.37 %
7	Rataj, Jan	116	D	PCC	Min	114	0	11.63	9.8022	91.4996	76.25 %
8	Synek, Miloš	152	D	PCC	Min	116	10	10.94	9.6892	90.4448	75.37 %
9	Bouda, Lukas	11	D	PCC	Min	112	0	11.67	9.5973	89.5869	74.66 %
10	Šustr, Miloš	148	D	PCC	Min	110	0	12.09	9.0984	84.9299	70.77 %
11	Němeček, Pavel	91	D	PCC	Min	118	0	12.97	9.0979	84.9252	70.77 %
12	Rozehnal, Pavel	121	D	PCC	Min	109	10	10.89	9.0909	84.8599	70.72 %
13	Adam, Michal	1	D	PCC	Min	114	0	12.56	9.0764	84.7246	70.60 %
14	Radkovič, Michal	114	D	PCC	Min	116	10	11.80	8.9831	83.8536	69.88 %
15	Tydlačka, Jiří	158	D	PCC	Min	102	0	11.82	8.6294	80.5520	67.13 %
16	Plzák, Jiří	111	D	PCC	Min	112	0	13.46	8.3210	77.6732	64.73 %
17	Cimburek, Lukas	19	D	PCC	Min	112	0	13.58	8.2474	76.9862	64.16 %
18	Španihelova, Tereza	140	D	PCC	Min	110	0	13.69	8.0351	75.0044	62.50 %
19	Zalejský, Rostislav	175	D	PCC	Min	112	0	13.99	8.0057	74.7300	62.27 %
20	Telek, Jozef	153	D	PCC	Min	103	10	11.77	7.9014	73.7564	61.46 %
21	Korecký, Jan	60	D	PCC	Min	108	0	13.71	7.8775	73.5333	61.28 %
22	Kučeřík, Petr	65	D	PCC	Min	108	0	13.79	7.8318	73.1067	60.92 %
23	Svoboda, Jiří	150	D	PCC	Min	109	10	12.71	7.7891	72.7081	60.59 %
24	Plzák, Jan	110	D	PCC	Min	102	0	13.35	7.6404	71.3201	59.43 %
25	Střešinka, Miroslav	145	D	PCC	Min	99	10	11.77	7.5616	70.5845	58.82 %
26	Slavík, Jan	130	D	PCC	Min	107	10	12.84	7.5545	70.5182	58.77 %
27	Kubáč, Vítězslav	64	D	PCC	Min	100	0	13.38	7.4738	69.7649	58.14 %
28	Durda, Miroslav	22	D	PCC	Min	116	0	20.54	5.6475	52.7171	43.93 %
29	Bartoš, Richard	3	D	PCC	Min	100	20	15.37	5.2049	48.5857	40.49 %
30	Nosál, Matúš	94	D	PCC	Min	84	40	8.94	4.9217	45.9421	38.29 %
31	Musil, Eduard	87	D	PCC	Min	93	30	13.08	4.8165	44.9601	37.47 %
32	Peša, Jaroslav	103	D	PCC	Min	92	0	20.39	4.5120	42.1177	35.10 %

Stage Results - Production


Place	Name	No.	Class	Div	PF	Points	Pen	Time	Hit Factor	Stage Pts	Stage %
1	Zapletal, Miroslav	176	U	P	Min	106	0	11.26	9.4139	120.0000	100.00 %
2	Hanzlíček, Ladislav	188	U	P	Min	102	0	12.48	8.1731	104.1834	86.82 %
3	Ščepko, Samuel	179	U	P	Min	110	0	13.86	7.9365	101.1674	84.31 %
4	Kala, Jakub	52	U	P	Min	114	0	14.43	7.9002	100.7047	83.92 %
5	Balej, Zdeněk	2	U	P	Min	116	0	14.93	7.7696	99.0399	82.53 %
6	Gabriel, Jiří	28	U	P	Min	106	0	13.66	7.7599	98.9163	82.43 %
7	Jedlička, Jiří	47	U	P	Min	104	0	14.56	7.1429	91.0513	75.88 %
8	Liehne, Jan	75	U	P	Min	100	0	14.13	7.0771	90.2126	75.18 %
9	Bindík, Franta	9	D	P	Min	110	0	15.61	7.0468	89.8263	74.86 %
10	Cehelský, Petr	15	U	P	Min	110	0	15.93	6.9052	88.0213	73.35 %
11	Vomela, Lukáš	167	U	P	Min	112	0	16.39	6.8334	87.1061	72.59 %
12	Riha, Michal	119	U	P	Min	97	10	12.76	6.8182	86.9123	72.43 %
13	Resler, Jan	117	U	P	Min	102	0	15.14	6.7371	85.8785	71.57 %
14	Brázda, Robert	12	U	P	Min	104	0	16.32	6.3725	81.2309	67.69 %
15	Pavlíček, Karel	101	U	P	Min	104	0	16.67	6.2388	79.5267	66.27 %
16	Růžička, Milan	122	U	P	Min	104	0	16.88	6.1611	78.5362	65.45 %
17	Slíva, Tomáš	132	U	P	Min	100	0	16.62	6.0168	76.6968	63.91 %
18	Neumann, Michal	93	U	P	Min	104	0	17.44	5.9633	76.0148	63.35 %
19	Laburda, Jiří	71	U	P	Min	104	0	17.68	5.8824	74.9836	62.49 %
20	Hrubý, Martin	41	U	P	Min	99	10	15.15	5.8746	74.8842	62.40 %
21	Konvalina, Pavel	61	U	P	Min	106	0	18.07	5.8661	74.7758	62.31 %

22	Čumová, Miroslava	20	U	P	Min	110	0	18.98	5.7956	73.8771	61.56 %
23	Vančura, Jan	165	U	P	Min	96	0	16.60	5.7831	73.7178	61.43 %
24	Vorlíček, Jan	169	U	P	Min	102	0	18.15	5.6198	71.6362	59.70 %
25	Škop, Ctirad	128	U	P	Min	112	0	20.18	5.5500	70.7464	58.96 %
26	Valvoda, Marek	162	U	P	Min	99	10	16.87	5.2756	67.2486	56.04 %
27	Rajman, Jiří	115	U	P	Min	112	0	21.57	5.1924	66.1881	55.16 %
28	Kuhtreiber, Karel	66	U	P	Min	112	0	21.98	5.0955	64.9529	54.13 %
29	Jurásek, Petr	50	U	P	Min	104	0	20.94	4.9666	63.3098	52.76 %
30	Klimesh, Pavel	56	U	P	Min	98	0	19.87	4.9321	62.8700	52.39 %
31	Pánek, Aleš	100	U	P	Min	115	20	19.28	4.9274	62.8101	52.34 %
32	Němeček, Zdeněk	92	U	P	Min	98	30	14.19	4.7921	61.0854	50.90 %
33	Kaprál, Vojtěch	54	U	P	Min	91	10	16.97	4.7731	60.8432	50.70 %
34	Štádl, Robert	142	U	P	Min	99	10	18.78	4.7391	60.4098	50.34 %
35	Najmonová, Hana	89	U	P	Min	95	10	18.88	4.5021	57.3888	47.82 %
36	Šurý, Petr	147	U	P	Min	110	0	25.26	4.3547	55.5098	46.26 %
37	Váňa st., Jindra	164	U	P	Min	102	0	23.91	4.2660	54.3792	45.32 %
38	Štaud, František	143	U	P	Min	98	30	16.11	4.2210	53.8055	44.84 %
39	Černý, Lubomír	16	U	P	Min	93	20	17.30	4.2197	53.7890	44.82 %
40	Pícha, Jiří	105	U	P	Min	112	0	26.85	4.1713	53.1720	44.31 %
41	Poláchová, Lucie	113	U	P	Min	102	0	24.93	4.0915	52.1548	43.46 %
42	Slivečka, Zdeněk	133	U	P	Min	89	10	22.77	3.4695	44.2261	36.86 %
43	Lakosil, Jaroslav	73	U	P	Min	92	20	20.93	3.4400	43.8501	36.54 %
44	Tichý, Lukáš	154	U	P	Min	94	30	19.14	3.3438	42.6238	35.52 %
45	Váňa, Jindřich	163	U	P	Min	78	20	17.48	3.3181	42.2962	35.25 %
46	Štěpánová, Martina	144	U	P	Min	85	10	22.65	3.3113	42.2095	35.17 %
47	Mužík, Pavel	88	U	P	Min	83	30	17.33	3.0583	38.9845	32.49 %
48	Kalbáč, Martin	53	U	P	Min	93	40	17.66	3.0011	38.2553	31.88 %
49	Batíkova, Dominika	5	U	P	Min	90	30	21.42	2.8011	35.7059	29.75 %
50	Polách, Josef	112	U	P	Min	92	40	20.30	2.5616	32.6530	27.21 %
51	Pinček, Martin	108	U	P	Min	87	40	23.02	2.0417	26.0258	21.69 %
52	Slavík, Teo	131	U	P	Min	94	30	31.83	2.0107	25.6306	21.36 %
53	Mlynský, Miroslav	86	U	P	Min	73	60	22.95	0.5664	7.2200	6.02 %


Stage Results - Revolver

Place	Name	No.	Class	Div	PF	Points	Pen	Time	Hit Factor	Stage Pts	Stage %
1	Rossl, Karel	120	U	R	Min	109	10	60.05	1.6486	120.0000	100.00 %

USPSA OAKLEY CHALLENGE 2021 - STG 2 - SIMILAR CASE - 2021-05-16



START POSITION: Standing outside the shooting area, both heels touching mark.	
GUN READY CONDITION: Handgun loaded and holstered. PCC loaded - Option 1	
STAGE PROCEDURE: Upon start signal, engage targets from within the fault lines.	
SCORING	RULES
ROUNDS: 32	A shooter who fires shots while completely outside (both feet out and touching the ground) a shooting area is deemed to have gained a significant advantage and will be given one penalty for each shot fired until presence is re-established in a shooting area. If a competitor starts and fires shots while completely outside a shooting area, foot fault penalties will apply as above. No penalty is assessed if a competitor does not fire any shots while faulting. Having at least one foot in a shooting area and nothing touching outside the shooting
POINTS: 160	
PAPER TARGETS: 0	
USPSA: 14	
POPPERS: 4	



Stage Results - Carry Optics

Place	Name	No.	Class	Div	PF	Points	Pen	Time	Hit Factor	Stage Pts	Stage %
1	Maděránek, Radim	78	U	CO	Min	156	0	16.45	9.4833	160.0000	100.00 %
2	Pálka, Ján	99	U	CO	Min	156	0	16.52	9.4431	159.3218	99.58 %
3	Mikolášek, Martin	85	U	CO	Min	144	0	17.16	8.3916	141.5811	88.49 %
4	Bočarov, Vasil	10	U	CO	Min	140	0	16.82	8.3234	140.4304	87.77 %
5	Maška, Richard	81	U	CO	Min	148	0	20.01	7.3963	124.7886	77.99 %
6	Kozák, Petr	62	U	CO	Min	136	0	20.09	6.7695	114.2134	71.38 %
7	Mička, Luděk	84	U	CO	Min	156	0	26.28	5.9361	100.1525	62.60 %
8	Chalupa, Cyril	17	U	CO	Min	152	0	26.78	5.6759	95.7624	59.85 %
9	Jarmar, František	45	U	CO	Min	148	0	27.23	5.4352	91.7014	57.31 %
10	Matýsek, Jaroslav	82	U	CO	Min	156	0	35.15	4.4381	74.8786	46.80 %
11	Krejčí, Stanislav	63	U	CO	Min	0	0	0.00	0.0000	0.0000	0.00 %

Stage Results - Limited

Place	Name	No.	Class	Div	PF	Points	Pen	Time	Hit Factor	Stage Pts	Stage %
1	Znamenacek, Petr	177	U	L	Maj	155	0	16.34	9.4859	160.0000	100.00 %
2	Rakušan, Josef	185	U	L	Maj	149	10	15.67	8.8705	149.6200	93.51 %
3	Liehne, Zdeněk	76	U	L	Maj	157	0	17.83	8.8054	148.5219	92.83 %
4	Kadlec, Michal	181	U	L	Maj	152	0	18.10	8.3978	141.6469	88.53 %
5	Kadlčík, Karel	51	U	L	Min	150	0	18.13	8.2736	139.5520	87.22 %
6	Vaclavik, Jaroslav	161	U	L	Maj	143	10	16.38	8.1197	136.9561	85.60 %
7	Tošenovská, Martina	157	U	L	Min	144	0	18.57	7.7544	130.7945	81.75 %
8	Šoustar, Ivo	139	U	L	Maj	146	0	20.06	7.2782	122.7624	76.73 %
9	Horinek, Milos	39	U	L	Maj	147	10	19.01	7.2067	121.5564	75.97 %
10	Smejkal, Martin	136	U	L	Min	148	0	20.93	7.0712	119.2709	74.54 %
11	Pecha, Tomáš	102	U	L	Min	131	10	17.46	6.9301	116.8910	73.06 %
12	Vlček, Lukáš	166	U	L	Min	148	0	21.56	6.8646	115.7862	72.37 %
13	Ševčík, Jan	126	U	L	Min	144	0	20.99	6.8604	115.7153	72.32 %
14	Jašek, František	46	U	L	Min	144	0	21.30	6.7606	114.0320	71.27 %
15	Kašpar, Josef	55	U	L	Maj	146	0	21.75	6.7126	113.2224	70.76 %
16	Liehne, Irena	74	U	L	Min	158	0	24.04	6.5724	110.8576	69.29 %

17	Fiala jr., Jan	27	U	L	Min	144	0	21.92	6.5693	110.8053	69.25 %
18	Vacko, Robert	160	U	L	Min	124	0	18.96	6.5401	110.3128	68.95 %
19	Belfin, Dalibor	7	U	L	Min	134	0	20.60	6.5049	109.7191	68.57 %
20	Pihávková, Natálie	106	U	L	Min	144	0	22.14	6.5041	109.7056	68.57 %
21	Komínek, Jiří	57	U	L	Maj	152	0	23.44	6.4846	109.3767	68.36 %
22	Špeta, Jakub	141	U	L	Min	144	0	22.29	6.4603	108.9668	68.10 %
23	Tischlerová, Markéta	156	U	L	Maj	148	0	23.09	6.4097	108.1133	67.57 %
24	Elstner, Marek	25	U	L	Min	138	0	21.60	6.3889	107.7625	67.35 %
25	Hudeček, František	43	U	L	Min	138	0	21.61	6.3859	107.7119	67.32 %
26	Halama, Petr	32	U	L	Min	144	0	23.08	6.2392	105.2375	65.77 %
27	Grohol, Radim	31	U	L	Min	144	0	23.22	6.2016	104.6033	65.38 %
28	Vrábel, Lukáš	170	U	L	Min	152	0	25.53	5.9538	100.4236	62.76 %
29	Meca, Valdemar	83	U	L	Min	140	0	23.67	5.9147	99.7641	62.35 %
30	Marek, Tomáš	79	U	L	Min	147	10	23.25	5.8925	99.3896	62.12 %
31	Dvořák, Vladislav	23	U	L	Min	148	0	25.22	5.8684	98.9831	61.86 %
32	Hladík, Ondrej	36	U	L	Maj	145	10	23.02	5.8645	98.9173	61.82 %
33	Kukula, Otto	67	U	L	Min	146	0	24.90	5.8635	98.9005	61.81 %
34	Ladič, Tibor	72	U	L	Min	141	10	22.59	5.7990	97.8125	61.13 %
35	Vopařil, Josef	168	U	L	Min	138	0	24.04	5.7404	96.8241	60.52 %
36	Batěk, Jarda	4	U	L	Min	148	0	26.03	5.6857	95.9015	59.94 %
37	Janošek, Dušan	44	U	L	Min	128	0	22.52	5.6838	95.8694	59.92 %
38	Fiala, Jan	26	U	L	Min	150	0	26.91	5.5741	94.0191	58.76 %
39	Plch, Josef	109	U	L	Min	148	0	27.57	5.3682	90.5462	56.59 %
40	Zuska, Petr	184	U	L	Min	139	10	24.26	5.3174	89.6893	56.06 %
41	Jurásek, Ondřej	49	U	L	Min	129	10	22.88	5.2010	87.7260	54.83 %
42	David, Jaroslav	21	U	L	Min	130	0	25.21	5.1567	86.9788	54.36 %
43	Bernat, Petr	8	U	L	Min	144	0	28.02	5.1392	86.6836	54.18 %
44	Sixta, Bedřich	127	U	L	Min	150	0	29.72	5.0471	85.1301	53.21 %
45	Novák, Miloš	95	U	L	Min	140	0	28.14	4.9751	83.9157	52.45 %
46	Hubner, Luboš	42	U	L	Min	141	10	26.42	4.9584	83.6340	52.27 %
47	Konvičný, Lumír	59	U	L	Min	148	0	30.09	4.9186	82.9627	51.85 %
48	Horáčková, Anna	38	U	L	Min	134	0	27.36	4.8977	82.6102	51.63 %
49	Elišák, Milan	24	U	L	Min	152	0	31.28	4.8593	81.9625	51.23 %
50	Chmelíček, Libor	18	U	L	Min	148	0	30.55	4.8445	81.7129	51.07 %
51	Gazda, David	29	U	L	Min	130	20	23.66	4.6492	78.4187	49.01 %
52	Smejkal, Lukáš	135	U	L	Min	131	10	26.51	4.5643	76.9867	48.12 %
53	Konvičná, Růžena	58	U	L	Min	144	0	31.69	4.5440	76.6443	47.90 %
54	Švadlaková, Miroslava	187	U	L	Min	152	0	34.75	4.3741	73.7786	46.11 %
55	Slováček, Pavel	134	U	L	Min	129	10	27.27	4.3638	73.6048	46.00 %
56	Machek, Pavel	77	U	L	Min	134	20	26.60	4.2857	72.2875	45.18 %
57	Svojanovský, Daniel	151	U	L	Maj	135	0	31.51	4.2844	72.2656	45.17 %
58	Kupčík, Pavel	69	U	L	Min	152	0	38.72	3.9256	66.2136	41.38 %
59	Šejvlová, Veronika	125	U	L	Min	117	10	34.85	3.0703	51.7872	32.37 %
60	Částek, Jindřich	14	U	L	Min	146	0	66.64	2.1909	36.9542	23.10 %
61	Novotný, Zdeněk	186	U	L	Min	51	330	8.11	0.0000	0.0000	0.00 %

Stage Results - Open

Place	Name	No.	Class	Div	PF	Points	Pen	Time	Hit Factor	Stage Pts	Stage %
1	Heneš, Zdeněk	183	U	O	Maj	154	0	14.29	10.7768	160.0000	100.00 %
2	Běhal, Jiří	6	U	O	Maj	156	0	15.04	10.3723	153.9945	96.25 %
3	Navrátil, Martin	90	U	O	Maj	147	0	15.45	9.5146	141.2605	88.29 %
4	Novotný, Jaroslav	97	U	O	Min	148	0	15.58	9.4994	141.0348	88.15 %
5	Glac, Martin	30	U	O	Maj	153	0	16.31	9.3807	139.2725	87.05 %
6	Vystyd, Václav	172	U	O	Maj	147	0	16.15	9.1022	135.1377	84.46 %
7	Novotny, Martin	98	U	O	Maj	151	0	18.12	8.3333	123.7221	77.33 %
8	Richter, Petr	118	U	O	Maj	144	0	18.39	7.8303	116.2542	72.66 %
9	Samek, Petr	123	U	O	Maj	143	10	17.73	7.5014	111.3711	69.61 %
10	Novotná, Natálie	96	U	O	Maj	154	0	21.98	7.0064	104.0220	65.01 %
11	Žáček, Milan	174	U	O	Maj	153	0	22.05	6.9388	103.0183	64.39 %
12	Šustrová, Kateřina	149	U	O	Maj	152	0	27.02	5.6255	83.5202	52.20 %

Stage Results - PCC

Place	Name	No.	Class	Div	PF	Points	Pen	Time	Hit Factor	Stage Pts	Stage %
1	Sudek, Lukáš	146	D	PCC	Min	146	0	12.39	11.7837	160.0000	100.00 %
2	Bures, Vitezslav	13	D	PCC	Min	148	0	12.80	11.5625	156.9965	98.12 %
3	Slavík, Daniel	129	D	PCC	Min	146	0	13.97	10.4510	141.9045	88.69 %
4	Synek, Miloš	152	D	PCC	Min	156	0	15.94	9.7867	132.8846	83.05 %
5	Svoboda, Jiří	150	D	PCC	Min	148	0	16.47	8.9860	122.0126	76.26 %
6	Cimburek, Lukas	19	D	PCC	Min	156	0	17.66	8.8335	119.9420	74.96 %
7	Kubáč, Vítězslav	64	D	PCC	Min	148	0	16.87	8.7730	119.1205	74.45 %
8	Šustr, Miloš	148	D	PCC	Min	148	0	17.01	8.7008	118.1401	73.84 %
9	Rataj, Jan	116	D	PCC	Min	148	0	17.10	8.6550	117.5183	73.45 %
10	Němeček, Pavel	91	D	PCC	Min	158	0	18.44	8.5683	116.3410	72.71 %
11	Telek, Jozef	153	D	PCC	Min	147	10	16.08	8.5199	115.6839	72.30 %
12	Heglas, Jakub	33	D	PCC	Min	148	0	17.92	8.2589	112.1400	70.09 %
13	Střešinka, Miroslav	145	D	PCC	Min	142	0	17.20	8.2558	112.0979	70.06 %
14	Radkovič, Michal	114	D	PCC	Min	148	0	18.07	8.1904	111.2099	69.51 %
15	Nosál, Matúš	94	D	PCC	Min	150	0	18.89	7.9407	107.8194	67.39 %
16	Peša, Jaroslav	103	D	PCC	Min	146	0	18.96	7.7004	104.5566	65.35 %
17	Tydlačka, Jiří	158	D	PCC	Min	141	10	17.68	7.4095	100.6068	62.88 %
18	Kučerík, Petr	65	D	PCC	Min	150	0	20.25	7.4074	100.5783	62.86 %
19	Korecký, Jan	60	D	PCC	Min	152	0	20.61	7.3751	100.1397	62.59 %
20	Bouda, Lukas	11	D	PCC	Min	141	10	17.92	7.3103	99.2598	62.04 %
21	Plzák, Jan	110	D	PCC	Min	144	0	20.50	7.0244	95.3779	59.61 %
22	Zalejský, Rostislav	175	D	PCC	Min	136	0	19.49	6.9779	94.7465	59.22 %
23	Bulko, Peter	178	D	PCC	Min	146	0	21.11	6.9162	93.9087	58.69 %
24	Španihelova, Tereza	140	D	PCC	Min	149	10	20.24	6.8676	93.2488	58.28 %
25	Durda, Miroslav	22	D	PCC	Min	140	0	20.55	6.8127	92.5034	57.81 %
26	Plzák, Jiří	111	D	PCC	Min	148	0	22.10	6.6968	90.9297	56.83 %
27	Vysloužil, Tomáš	171	D	PCC	Min	150	0	23.12	6.4879	88.0932	55.06 %
28	Adam, Michal	1	D	PCC	Min	148	0	22.87	6.4714	87.8692	54.92 %
29	Musil, Eduard	87	D	PCC	Min	130	20	17.31	6.3547	86.2846	53.93 %
30	Bartoš, Richard	3	D	PCC	Min	156	0	24.63	6.3337	85.9995	53.75 %
31	Slavík, Jan	130	D	PCC	Min	150	0	24.08	6.2292	84.5806	52.86 %
32	Rozehnal, Pavel	121	D	PCC	Min	151	10	25.56	5.5164	74.9021	46.81 %

Stage Results - Production


Place	Name	No.	Class	Div	PF	Points	Pen	Time	Hit Factor	Stage Pts	Stage %
1	Zapletal, Miroslav	176	U	P	Min	150	0	16.43	9.1296	160.0000	100.00 %
2	Bindík, Franta	9	D	P	Min	152	0	18.13	8.3839	146.9313	91.83 %
3	Riha, Michal	119	U	P	Min	148	0	17.83	8.3006	145.4714	90.92 %
4	Kala, Jakub	52	U	P	Min	154	0	19.75	7.7975	136.6544	85.41 %
5	Liehne, Jan	75	U	P	Min	152	0	19.61	7.7511	135.8412	84.90 %
6	Cehelský, Petr	15	U	P	Min	150	0	19.39	7.7359	135.5748	84.73 %
7	Ščepko, Samuel	179	U	P	Min	146	0	18.98	7.6923	134.8107	84.26 %
8	Vomela, Lukáš	167	U	P	Min	152	0	20.24	7.5099	131.6141	82.26 %
9	Balej, Zdeněk	2	U	P	Min	152	0	20.73	7.3324	128.5033	80.31 %
10	Jedlička, Jiří	47	U	P	Min	148	0	20.41	7.2513	127.0820	79.43 %
11	Tichý, Lukáš	154	U	P	Min	144	0	19.99	7.2036	126.2461	78.90 %
12	Němeček, Zdeněk	92	U	P	Min	138	0	19.70	7.0051	122.7673	76.73 %
13	Valvoda, Marek	162	U	P	Min	156	0	22.53	6.9241	121.3477	75.84 %
14	Hanzlíček, Ladislav	188	U	P	Min	146	0	21.47	6.8002	119.1763	74.49 %
15	Najmonová, Hana	89	U	P	Min	154	0	22.78	6.7603	118.4770	74.05 %
16	Čumová, Miroslava	20	U	P	Min	158	0	24.24	6.5182	114.2341	71.40 %
17	Černý, Lubomír	16	U	P	Min	152	0	23.41	6.4930	113.7925	71.12 %
18	Kaprál, Vojtěch	54	U	P	Min	138	0	21.29	6.4819	113.5980	71.00 %
19	Slíva, Tomáš	132	U	P	Min	142	0	22.04	6.4428	112.9127	70.57 %
20	Laburda, Jiří	71	U	P	Min	150	0	24.48	6.1275	107.3870	67.12 %
21	Neumann, Michal	93	U	P	Min	148	0	24.42	6.0606	106.2145	66.38 %

22	Resler, Jan	117	U	P	Min	138	20	19.50	6.0513	106.0515	66.28 %
23	Hrubý, Martin	41	U	P	Min	136	0	22.69	5.9938	105.0438	65.65 %
24	Gabriel, Jiří	28	U	P	Min	139	10	21.87	5.8985	103.3736	64.61 %
25	Kuhtreiber, Karel	66	U	P	Min	146	0	24.91	5.8611	102.7182	64.20 %
26	Štádler, Robert	142	U	P	Min	134	0	23.61	5.6756	99.4672	62.17 %
27	Pánek, Aleš	100	U	P	Min	154	0	27.21	5.6597	99.1886	61.99 %
28	Pavlíček, Karel	101	U	P	Min	141	10	23.29	5.6247	98.5752	61.61 %
29	Vančura, Jan	165	U	P	Min	139	10	22.97	5.6160	98.4227	61.51 %
30	Mužík, Pavel	88	U	P	Min	140	0	25.03	5.5933	98.0249	61.27 %
31	Rajman, Jiří	115	U	P	Min	152	0	27.27	5.5739	97.6849	61.05 %
32	Růžička, Milan	122	U	P	Min	148	0	26.62	5.5597	97.4360	60.90 %
33	Konvalina, Pavel	61	U	P	Min	138	0	25.72	5.3655	94.0326	58.77 %
34	Štěpánová, Martina	144	U	P	Min	146	0	27.42	5.3246	93.3158	58.32 %
35	Jurásek, Petr	50	U	P	Min	144	0	27.29	5.2767	92.4763	57.80 %
36	Brázda, Robert	12	U	P	Min	154	0	29.21	5.2722	92.3975	57.75 %
37	Batíkova, Dominika	5	U	P	Min	146	0	28.71	5.0853	89.1220	55.70 %
38	Vorlíček, Jan	169	U	P	Min	147	10	27.11	5.0535	88.5647	55.35 %
39	Kalbáč, Martin	53	U	P	Min	126	0	25.01	5.0380	88.2930	55.18 %
40	Klimesh, Pavel	56	U	P	Min	132	0	26.67	4.9494	86.7403	54.21 %
41	Štaud, František	143	U	P	Min	150	0	30.35	4.9423	86.6158	54.13 %
42	Váňa, Jindřich	163	U	P	Min	146	0	30.59	4.7728	83.6453	52.28 %
43	Škop, Ctirad	128	U	P	Min	128	0	27.62	4.6343	81.2180	50.76 %
44	Polách, Josef	112	U	P	Min	139	10	28.04	4.6006	80.6274	50.39 %
45	Poláchová, Lucie	113	U	P	Min	144	0	32.42	4.4417	77.8426	48.65 %
46	Šurý, Petr	147	U	P	Min	154	0	35.36	4.3552	76.3267	47.70 %
47	Pinček, Martin	108	U	P	Min	134	0	31.00	4.3226	75.7553	47.35 %
48	Slivečka, Zdeněk	133	U	P	Min	134	0	33.63	3.9845	69.8300	43.64 %
49	Mlynský, Miroslav	86	U	P	Min	136	20	31.19	3.7191	65.1788	40.74 %
50	Váňa st., Jindra	164	U	P	Min	133	10	36.31	3.3875	59.3673	37.10 %
51	Pícha, Jiří	105	U	P	Min	137	10	39.76	3.1942	55.9797	34.99 %
52	Lakosil, Jaroslav	73	U	P	Min	128	20	34.59	3.1223	54.7196	34.20 %
53	Slavik, Teo	131	U	P	Min	146	30	39.14	2.9637	51.9401	32.46 %


Stage Results - Revolver

Place	Name	No.	Class	Div	PF	Points	Pen	Time	Hit Factor	Stage Pts	Stage %
1	Rossl, Karel	120	U	R	Min	160	0	68.63	2.3313	160.0000	100.00 %

USPSA OAKLEY CHALLENGE 2021 - STG 2 - SIMILAR CASE - 2021-05-16



START POSITION: Standing outside the shooting area, both heels touching mark.	
GUN READY CONDITION: Handgun loaded and holstered. PCC loaded - Option 1	
STAGE PROCEDURE: Upon start signal, engage targets from within the fault line.	
SCORING	RULES
ROUNDS: 32	A shooter who fires shots while completely outside (both feet out and touching the ground) a shooting area is deemed to have gained a significant advantage and will be given one penalty for each shot fired until presence is re-established in a shooting area. If a competitor starts and fires shots while completely outside a shooting area, foot fault penalties will apply as above. No penalty is assessed if a competitor does not fire any shots while faulting. Having at least one foot in a shooting area and nothing touching outside the shooting
POINTS: 160	
PAPER TARGETS: 0	
USPSA: 14	
POPPERS: 4	



Stage Results - Carry Optics

Place	Name	No.	Class	Div	PF	Points	Pen	Time	Hit Factor	Stage Pts	Stage %
1	Maděránek, Radim	78	U	CO	Min	156	0	16.45	9.4833	160.0000	100.00 %
2	Pálka, Ján	99	U	CO	Min	156	0	16.52	9.4431	159.3218	99.58 %
3	Mikolášek, Martin	85	U	CO	Min	144	0	17.16	8.3916	141.5811	88.49 %
4	Bočarov, Vasil	10	U	CO	Min	140	0	16.82	8.3234	140.4304	87.77 %
5	Maška, Richard	81	U	CO	Min	148	0	20.01	7.3963	124.7886	77.99 %
6	Kozák, Petr	62	U	CO	Min	136	0	20.09	6.7695	114.2134	71.38 %
7	Mička, Luděk	84	U	CO	Min	156	0	26.28	5.9361	100.1525	62.60 %
8	Chalupa, Cyril	17	U	CO	Min	152	0	26.78	5.6759	95.7624	59.85 %
9	Jarmar, František	45	U	CO	Min	148	0	27.23	5.4352	91.7014	57.31 %
10	Matýsek, Jaroslav	82	U	CO	Min	156	0	35.15	4.4381	74.8786	46.80 %
11	Krejčí, Stanislav	63	U	CO	Min	0	0	0.00	0.0000	0.0000	0.00 %

Stage Results - Limited

Place	Name	No.	Class	Div	PF	Points	Pen	Time	Hit Factor	Stage Pts	Stage %
1	Znamenacek, Petr	177	U	L	Maj	155	0	16.34	9.4859	160.0000	100.00 %
2	Rakušan, Josef	185	U	L	Maj	149	10	15.67	8.8705	149.6200	93.51 %
3	Liehne, Zdeněk	76	U	L	Maj	157	0	17.83	8.8054	148.5219	92.83 %
4	Kadlec, Michal	181	U	L	Maj	152	0	18.10	8.3978	141.6469	88.53 %
5	Kadlčík, Karel	51	U	L	Min	150	0	18.13	8.2736	139.5520	87.22 %
6	Vaclavik, Jaroslav	161	U	L	Maj	143	10	16.38	8.1197	136.9561	85.60 %
7	Tošenovská, Martina	157	U	L	Min	144	0	18.57	7.7544	130.7945	81.75 %
8	Šoustar, Ivo	139	U	L	Maj	146	0	20.06	7.2782	122.7624	76.73 %
9	Horinek, Milos	39	U	L	Maj	147	10	19.01	7.2067	121.5564	75.97 %
10	Smejkal, Martin	136	U	L	Min	148	0	20.93	7.0712	119.2709	74.54 %
11	Pecha, Tomáš	102	U	L	Min	131	10	17.46	6.9301	116.8910	73.06 %
12	Vlček, Lukáš	166	U	L	Min	148	0	21.56	6.8646	115.7862	72.37 %
13	Ševčík, Jan	126	U	L	Min	144	0	20.99	6.8604	115.7153	72.32 %
14	Jašek, František	46	U	L	Min	144	0	21.30	6.7606	114.0320	71.27 %
15	Kašpar, Josef	55	U	L	Maj	146	0	21.75	6.7126	113.2224	70.76 %
16	Liehne, Irena	74	U	L	Min	158	0	24.04	6.5724	110.8576	69.29 %

17	Fiala jr., Jan	27	U	L	Min	144	0	21.92	6.5693	110.8053	69.25 %
18	Vacko, Robert	160	U	L	Min	124	0	18.96	6.5401	110.3128	68.95 %
19	Belfin, Dalibor	7	U	L	Min	134	0	20.60	6.5049	109.7191	68.57 %
20	Pihávková, Natálie	106	U	L	Min	144	0	22.14	6.5041	109.7056	68.57 %
21	Komínek, Jiří	57	U	L	Maj	152	0	23.44	6.4846	109.3767	68.36 %
22	Špeta, Jakub	141	U	L	Min	144	0	22.29	6.4603	108.9668	68.10 %
23	Tischlerová, Markéta	156	U	L	Maj	148	0	23.09	6.4097	108.1133	67.57 %
24	Elstner, Marek	25	U	L	Min	138	0	21.60	6.3889	107.7625	67.35 %
25	Hudeček, František	43	U	L	Min	138	0	21.61	6.3859	107.7119	67.32 %
26	Halama, Petr	32	U	L	Min	144	0	23.08	6.2392	105.2375	65.77 %
27	Grohol, Radim	31	U	L	Min	144	0	23.22	6.2016	104.6033	65.38 %
28	Vráběl, Lukáš	170	U	L	Min	152	0	25.53	5.9538	100.4236	62.76 %
29	Meca, Valdemar	83	U	L	Min	140	0	23.67	5.9147	99.7641	62.35 %
30	Marek, Tomáš	79	U	L	Min	147	10	23.25	5.8925	99.3896	62.12 %
31	Dvořák, Vladislav	23	U	L	Min	148	0	25.22	5.8684	98.9831	61.86 %
32	Hladík, Ondrej	36	U	L	Maj	145	10	23.02	5.8645	98.9173	61.82 %
33	Kukula, Otto	67	U	L	Min	146	0	24.90	5.8635	98.9005	61.81 %
34	Ladič, Tibor	72	U	L	Min	141	10	22.59	5.7990	97.8125	61.13 %
35	Vopařil, Josef	168	U	L	Min	138	0	24.04	5.7404	96.8241	60.52 %
36	Batěk, Jarda	4	U	L	Min	148	0	26.03	5.6857	95.9015	59.94 %
37	Janošek, Dušan	44	U	L	Min	128	0	22.52	5.6838	95.8694	59.92 %
38	Fiala, Jan	26	U	L	Min	150	0	26.91	5.5741	94.0191	58.76 %
39	Plch, Josef	109	U	L	Min	148	0	27.57	5.3682	90.5462	56.59 %
40	Zuska, Petr	184	U	L	Min	139	10	24.26	5.3174	89.6893	56.06 %
41	Jurásek, Ondřej	49	U	L	Min	129	10	22.88	5.2010	87.7260	54.83 %
42	David, Jaroslav	21	U	L	Min	130	0	25.21	5.1567	86.9788	54.36 %
43	Bernat, Petr	8	U	L	Min	144	0	28.02	5.1392	86.6836	54.18 %
44	Sixta, Bedřich	127	U	L	Min	150	0	29.72	5.0471	85.1301	53.21 %
45	Novák, Miloš	95	U	L	Min	140	0	28.14	4.9751	83.9157	52.45 %
46	Hubner, Luboš	42	U	L	Min	141	10	26.42	4.9584	83.6340	52.27 %
47	Konvičný, Lumír	59	U	L	Min	148	0	30.09	4.9186	82.9627	51.85 %
48	Horáčková, Anna	38	U	L	Min	134	0	27.36	4.8977	82.6102	51.63 %
49	Elišák, Milan	24	U	L	Min	152	0	31.28	4.8593	81.9625	51.23 %
50	Chmelíček, Libor	18	U	L	Min	148	0	30.55	4.8445	81.7129	51.07 %
51	Gazda, David	29	U	L	Min	130	20	23.66	4.6492	78.4187	49.01 %
52	Smejkal, Lukáš	135	U	L	Min	131	10	26.51	4.5643	76.9867	48.12 %
53	Konvičná, Růžena	58	U	L	Min	144	0	31.69	4.5440	76.6443	47.90 %
54	Švadlaková, Miroslava	187	U	L	Min	152	0	34.75	4.3741	73.7786	46.11 %
55	Slováček, Pavel	134	U	L	Min	129	10	27.27	4.3638	73.6048	46.00 %
56	Machek, Pavel	77	U	L	Min	134	20	26.60	4.2857	72.2875	45.18 %
57	Svojanovský, Daniel	151	U	L	Maj	135	0	31.51	4.2844	72.2656	45.17 %
58	Kupčík, Pavel	69	U	L	Min	152	0	38.72	3.9256	66.2136	41.38 %
59	Šejvlová, Veronika	125	U	L	Min	117	10	34.85	3.0703	51.7872	32.37 %
60	Částek, Jindřich	14	U	L	Min	146	0	66.64	2.1909	36.9542	23.10 %
61	Novotný, Zdeněk	186	U	L	Min	51	330	8.11	0.0000	0.0000	0.00 %

Stage Results - Open

Place	Name	No.	Class	Div	PF	Points	Pen	Time	Hit Factor	Stage Pts	Stage %
1	Heneš, Zdeněk	183	U	O	Maj	154	0	14.29	10.7768	160.0000	100.00 %
2	Běhal, Jiří	6	U	O	Maj	156	0	15.04	10.3723	153.9945	96.25 %
3	Navrátil, Martin	90	U	O	Maj	147	0	15.45	9.5146	141.2605	88.29 %
4	Novotný, Jaroslav	97	U	O	Min	148	0	15.58	9.4994	141.0348	88.15 %
5	Glac, Martin	30	U	O	Maj	153	0	16.31	9.3807	139.2725	87.05 %
6	Vystyd, Václav	172	U	O	Maj	147	0	16.15	9.1022	135.1377	84.46 %
7	Novotny, Martin	98	U	O	Maj	151	0	18.12	8.3333	123.7221	77.33 %
8	Richter, Petr	118	U	O	Maj	144	0	18.39	7.8303	116.2542	72.66 %
9	Samek, Petr	123	U	O	Maj	143	10	17.73	7.5014	111.3711	69.61 %
10	Novotná, Natálie	96	U	O	Maj	154	0	21.98	7.0064	104.0220	65.01 %
11	Žáček, Milan	174	U	O	Maj	153	0	22.05	6.9388	103.0183	64.39 %
12	Šustrová, Kateřina	149	U	O	Maj	152	0	27.02	5.6255	83.5202	52.20 %

Stage Results - PCC

Place	Name	No.	Class	Div	PF	Points	Pen	Time	Hit Factor	Stage Pts	Stage %
1	Sudek, Lukáš	146	D	PCC	Min	146	0	12.39	11.7837	160.0000	100.00 %
2	Bures, Vitezslav	13	D	PCC	Min	148	0	12.80	11.5625	156.9965	98.12 %
3	Slavík, Daniel	129	D	PCC	Min	146	0	13.97	10.4510	141.9045	88.69 %
4	Synek, Miloš	152	D	PCC	Min	156	0	15.94	9.7867	132.8846	83.05 %
5	Svoboda, Jiří	150	D	PCC	Min	148	0	16.47	8.9860	122.0126	76.26 %
6	Cimburek, Lukas	19	D	PCC	Min	156	0	17.66	8.8335	119.9420	74.96 %
7	Kubáč, Vítězslav	64	D	PCC	Min	148	0	16.87	8.7730	119.1205	74.45 %
8	Šustr, Miloš	148	D	PCC	Min	148	0	17.01	8.7008	118.1401	73.84 %
9	Rataj, Jan	116	D	PCC	Min	148	0	17.10	8.6550	117.5183	73.45 %
10	Němeček, Pavel	91	D	PCC	Min	158	0	18.44	8.5683	116.3410	72.71 %
11	Telek, Jozef	153	D	PCC	Min	147	10	16.08	8.5199	115.6839	72.30 %
12	Heglas, Jakub	33	D	PCC	Min	148	0	17.92	8.2589	112.1400	70.09 %
13	Střešinka, Miroslav	145	D	PCC	Min	142	0	17.20	8.2558	112.0979	70.06 %
14	Radkovič, Michal	114	D	PCC	Min	148	0	18.07	8.1904	111.2099	69.51 %
15	Nosál, Matúš	94	D	PCC	Min	150	0	18.89	7.9407	107.8194	67.39 %
16	Peša, Jaroslav	103	D	PCC	Min	146	0	18.96	7.7004	104.5566	65.35 %
17	Tydlačka, Jiří	158	D	PCC	Min	141	10	17.68	7.4095	100.6068	62.88 %
18	Kučerík, Petr	65	D	PCC	Min	150	0	20.25	7.4074	100.5783	62.86 %
19	Korecký, Jan	60	D	PCC	Min	152	0	20.61	7.3751	100.1397	62.59 %
20	Bouda, Lukas	11	D	PCC	Min	141	10	17.92	7.3103	99.2598	62.04 %
21	Plzák, Jan	110	D	PCC	Min	144	0	20.50	7.0244	95.3779	59.61 %
22	Zalejský, Rostislav	175	D	PCC	Min	136	0	19.49	6.9779	94.7465	59.22 %
23	Bulko, Peter	178	D	PCC	Min	146	0	21.11	6.9162	93.9087	58.69 %
24	Španihelova, Tereza	140	D	PCC	Min	149	10	20.24	6.8676	93.2488	58.28 %
25	Durda, Miroslav	22	D	PCC	Min	140	0	20.55	6.8127	92.5034	57.81 %
26	Plzák, Jiří	111	D	PCC	Min	148	0	22.10	6.6968	90.9297	56.83 %
27	Vysloužil, Tomáš	171	D	PCC	Min	150	0	23.12	6.4879	88.0932	55.06 %
28	Adam, Michal	1	D	PCC	Min	148	0	22.87	6.4714	87.8692	54.92 %
29	Musil, Eduard	87	D	PCC	Min	130	20	17.31	6.3547	86.2846	53.93 %
30	Bartoš, Richard	3	D	PCC	Min	156	0	24.63	6.3337	85.9995	53.75 %
31	Slavík, Jan	130	D	PCC	Min	150	0	24.08	6.2292	84.5806	52.86 %
32	Rozehnal, Pavel	121	D	PCC	Min	151	10	25.56	5.5164	74.9021	46.81 %

Stage Results - Production

Place	Name	No.	Class	Div	PF	Points	Pen	Time	Hit Factor	Stage Pts	Stage %
1	Zapletal, Miroslav	176	U	P	Min	150	0	16.43	9.1296	160.0000	100.00 %
2	Bindík, Franta	9	D	P	Min	152	0	18.13	8.3839	146.9313	91.83 %
3	Riha, Michal	119	U	P	Min	148	0	17.83	8.3006	145.4714	90.92 %
4	Kala, Jakub	52	U	P	Min	154	0	19.75	7.7975	136.6544	85.41 %
5	Liehne, Jan	75	U	P	Min	152	0	19.61	7.7511	135.8412	84.90 %
6	Cehelský, Petr	15	U	P	Min	150	0	19.39	7.7359	135.5748	84.73 %
7	Ščepko, Samuel	179	U	P	Min	146	0	18.98	7.6923	134.8107	84.26 %
8	Vomela, Lukáš	167	U	P	Min	152	0	20.24	7.5099	131.6141	82.26 %
9	Balej, Zdeněk	2	U	P	Min	152	0	20.73	7.3324	128.5033	80.31 %
10	Jedlička, Jiří	47	U	P	Min	148	0	20.41	7.2513	127.0820	79.43 %
11	Tichý, Lukáš	154	U	P	Min	144	0	19.99	7.2036	126.2461	78.90 %
12	Němeček, Zdeněk	92	U	P	Min	138	0	19.70	7.0051	122.7673	76.73 %
13	Valvoda, Marek	162	U	P	Min	156	0	22.53	6.9241	121.3477	75.84 %
14	Hanzlíček, Ladislav	188	U	P	Min	146	0	21.47	6.8002	119.1763	74.49 %
15	Najmonová, Hana	89	U	P	Min	154	0	22.78	6.7603	118.4770	74.05 %
16	Čumová, Miroslava	20	U	P	Min	158	0	24.24	6.5182	114.2341	71.40 %
17	Černý, Lubomír	16	U	P	Min	152	0	23.41	6.4930	113.7925	71.12 %
18	Kaprál, Vojtěch	54	U	P	Min	138	0	21.29	6.4819	113.5980	71.00 %
19	Slíva, Tomáš	132	U	P	Min	142	0	22.04	6.4428	112.9127	70.57 %
20	Laburda, Jiří	71	U	P	Min	150	0	24.48	6.1275	107.3870	67.12 %
21	Neumann, Michal	93	U	P	Min	148	0	24.42	6.0606	106.2145	66.38 %

22	Resler, Jan	117	U	P	Min	138	20	19.50	6.0513	106.0515	66.28 %
23	Hrubý, Martin	41	U	P	Min	136	0	22.69	5.9938	105.0438	65.65 %
24	Gabriel, Jiří	28	U	P	Min	139	10	21.87	5.8985	103.3736	64.61 %
25	Kuhtreiber, Karel	66	U	P	Min	146	0	24.91	5.8611	102.7182	64.20 %
26	Štádler, Robert	142	U	P	Min	134	0	23.61	5.6756	99.4672	62.17 %
27	Pánek, Aleš	100	U	P	Min	154	0	27.21	5.6597	99.1886	61.99 %
28	Pavlíček, Karel	101	U	P	Min	141	10	23.29	5.6247	98.5752	61.61 %
29	Vančura, Jan	165	U	P	Min	139	10	22.97	5.6160	98.4227	61.51 %
30	Mužík, Pavel	88	U	P	Min	140	0	25.03	5.5933	98.0249	61.27 %
31	Rajman, Jiří	115	U	P	Min	152	0	27.27	5.5739	97.6849	61.05 %
32	Růžička, Milan	122	U	P	Min	148	0	26.62	5.5597	97.4360	60.90 %
33	Konvalina, Pavel	61	U	P	Min	138	0	25.72	5.3655	94.0326	58.77 %
34	Štěpánová, Martina	144	U	P	Min	146	0	27.42	5.3246	93.3158	58.32 %
35	Jurásek, Petr	50	U	P	Min	144	0	27.29	5.2767	92.4763	57.80 %
36	Brázda, Robert	12	U	P	Min	154	0	29.21	5.2722	92.3975	57.75 %
37	Batíkova, Dominika	5	U	P	Min	146	0	28.71	5.0853	89.1220	55.70 %
38	Vorlíček, Jan	169	U	P	Min	147	10	27.11	5.0535	88.5647	55.35 %
39	Kalbáč, Martin	53	U	P	Min	126	0	25.01	5.0380	88.2930	55.18 %
40	Klimesh, Pavel	56	U	P	Min	132	0	26.67	4.9494	86.7403	54.21 %
41	Štaud, František	143	U	P	Min	150	0	30.35	4.9423	86.6158	54.13 %
42	Váňa, Jindřich	163	U	P	Min	146	0	30.59	4.7728	83.6453	52.28 %
43	Škop, Ctirad	128	U	P	Min	128	0	27.62	4.6343	81.2180	50.76 %
44	Polách, Josef	112	U	P	Min	139	10	28.04	4.6006	80.6274	50.39 %
45	Poláchová, Lucie	113	U	P	Min	144	0	32.42	4.4417	77.8426	48.65 %
46	Šurý, Petr	147	U	P	Min	154	0	35.36	4.3552	76.3267	47.70 %
47	Pinček, Martin	108	U	P	Min	134	0	31.00	4.3226	75.7553	47.35 %
48	Slivečka, Zdeněk	133	U	P	Min	134	0	33.63	3.9845	69.8300	43.64 %
49	Mlynský, Miroslav	86	U	P	Min	136	20	31.19	3.7191	65.1788	40.74 %
50	Váňa st., Jindra	164	U	P	Min	133	10	36.31	3.3875	59.3673	37.10 %
51	Pícha, Jiří	105	U	P	Min	137	10	39.76	3.1942	55.9797	34.99 %
52	Lakosil, Jaroslav	73	U	P	Min	128	20	34.59	3.1223	54.7196	34.20 %
53	Slavik, Teo	131	U	P	Min	146	30	39.14	2.9637	51.9401	32.46 %

Stage Results - Revolver

Place	Name	No.	Class	Div	PF	Points	Pen	Time	Hit Factor	Stage Pts	Stage %
1	Rossl, Karel	120	U	R	Min	160	0	68.63	2.3313	160.0000	100.00 %

USPSA OAKLEY CHALLENGE 2021 - STG 3 - CZECH MADE - 2021-05-16



USPSA OAKLEY Challenge 2021
Stage #3 - Czech made



START POSITION: Standing inside the shooting area, both heels touching mark.	
GUN READY CONDITION: Handgun loaded and holstered. PCC loaded - Option 1	
STAGE PROCEDURE: Upon start signal, engage targets from within the fault line.	
SCORING	RULES
ROUNDS: 24 POINTS: 120 PAPER TARGETS: IPSC: 0 USPSA: 11 POPPERS: 2	A shooter who fires shots while completely outside (both feet out and touching the ground) a shooting area is deemed to have gained a significant advantage and will be given one penalty for each shot fired until presence is re-established in a shooting area. If a competitor starts and fires shots while completely outside a shooting area, foot fault penalties will apply as above. No penalty is assessed if a competitor does not fire any shots while hauling. Having at least one foot in a shooting area and nothing touching outside the shooting



Stage Results - Carry Optics

Place	Name	No.	Class	Div	PF	Points	Pen	Time	Hit Factor	Stage Pts	Stage %
1	Pálka, Ján	99	U	CO	Min	114	0	12.20	9.3443	120.0000	100.00 %
2	Mikolášek, Martin	85	U	CO	Min	112	0	13.58	8.2474	105.9136	88.26 %
3	Maděránek, Radim	78	U	CO	Min	107	10	11.77	8.2413	105.8352	88.20 %
4	Maška, Richard	81	U	CO	Min	120	0	14.80	8.1081	104.1247	86.77 %
5	Kozák, Petr	62	U	CO	Min	102	0	15.90	6.4151	82.3831	68.65 %
6	Bočarov, Vasil	10	U	CO	Min	103	10	15.13	6.1467	78.9362	65.78 %
7	Jarmar, František	45	U	CO	Min	112	0	18.98	5.9009	75.7797	63.15 %
8	Mička, Luděk	84	U	CO	Min	116	0	21.02	5.5186	70.8702	59.06 %
9	Chalupa, Cyril	17	U	CO	Min	114	0	20.82	5.4755	70.3167	58.60 %
10	Matýsek, Jaroslav	82	U	CO	Min	118	0	26.32	4.4833	57.5748	47.98 %
11	Krejčí, Stanislav	63	U	CO	Min	0	0	0.00	0.0000	0.0000	0.00 %

Stage Results - Limited

Place	Name	No.	Class	Div	PF	Points	Pen	Time	Hit Factor	Stage Pts	Stage %
1	Šejvlová, Veronika	125	U	L	Min	100	0	9.27	10.7875	120.0000	100.00 %
2	Liehne, Zdeněk	76	U	L	Maj	116	0	11.90	9.7479	108.4355	90.36 %
3	Znamenacek, Petr	177	U	L	Maj	115	0	12.37	9.2967	103.4164	86.18 %
4	Vaclavik, Jaroslav	161	U	L	Maj	114	0	12.49	9.1273	101.5320	84.61 %
5	Horinek, Milos	39	U	L	Maj	115	0	13.66	8.4187	93.6495	78.04 %
6	Rakušan, Josef	185	U	L	Maj	115	0	14.17	8.1157	90.2789	75.23 %
7	Kadlec, Michal	181	U	L	Maj	115	0	14.34	8.0195	89.2088	74.34 %
8	Novotný, Zdeněk	186	U	L	Min	114	0	14.91	7.6459	85.0529	70.88 %
9	Hudeček, František	43	U	L	Min	114	0	15.66	7.2797	80.9793	67.48 %
10	Jašek, František	46	U	L	Min	104	0	14.51	7.1675	79.7312	66.44 %
11	Kadlčík, Karel	51	U	L	Min	110	0	15.47	7.1105	79.0971	65.91 %
12	Tischlerová, Markéta	156	U	L	Maj	116	0	16.79	6.9089	76.8545	64.05 %
13	Kašpar, Josef	55	U	L	Maj	111	0	16.21	6.8476	76.1726	63.48 %
14	Špeta, Jakub	141	U	L	Min	108	0	16.20	6.6667	74.1603	61.80 %
15	Tošenovská, Martina	157	U	L	Min	104	0	15.70	6.6242	73.6875	61.41 %
16	Elstner, Marek	25	U	L	Min	112	0	17.08	6.5574	72.9444	60.79 %

17	Batěk, Jarda	4	U	L	Min	116	0	17.72	6.5463	72.8210	60.68 %
18	Šoustar, Ivo	139	U	L	Maj	112	0	17.18	6.5192	72.5195	60.43 %
19	Pecha, Tomáš	102	U	L	Min	108	0	16.70	6.4671	71.9399	59.95 %
20	Gazda, David	29	U	L	Min	106	0	16.46	6.4399	71.6374	59.70 %
21	Komínek, Jiří	57	U	L	Maj	117	0	18.38	6.3656	70.8108	59.01 %
22	Ševčík, Jan	126	U	L	Min	100	0	15.74	6.3532	70.6729	58.89 %
23	Marek, Tomáš	79	U	L	Min	108	0	17.04	6.3380	70.5038	58.75 %
24	Vlček, Lukáš	166	U	L	Min	116	0	18.36	6.3181	70.2825	58.57 %
25	Plch, Josef	109	U	L	Min	106	0	16.82	6.3020	70.1034	58.42 %
26	Belfin, Dalibor	7	U	L	Min	102	0	16.35	6.2385	69.3970	57.83 %
27	Ladič, Tibor	72	U	L	Min	108	0	17.64	6.1224	68.1055	56.75 %
28	Fiala jr., Jan	27	U	L	Min	110	0	17.97	6.1213	68.0933	56.74 %
29	Smejkal, Martin	136	U	L	Min	106	0	17.43	6.0815	67.6505	56.38 %
30	Jurásek, Ondřej	49	U	L	Min	110	0	18.20	6.0440	67.2334	56.03 %
31	Vacko, Robert	160	U	L	Min	104	0	17.28	6.0185	66.9497	55.79 %
32	Fiala, Jan	26	U	L	Min	108	0	18.05	5.9834	66.5593	55.47 %
33	Halama, Petr	32	U	L	Min	104	0	17.48	5.9497	66.1844	55.15 %
34	Meca, Valdemar	83	U	L	Min	112	0	18.96	5.9072	65.7116	54.76 %
35	Zuska, Petr	184	U	L	Min	108	0	18.58	5.8127	64.6604	53.88 %
36	Liehne, Irena	74	U	L	Min	116	0	20.45	5.6724	63.0997	52.58 %
37	Novák, Miloš	95	U	L	Min	114	0	20.30	5.6158	62.4701	52.06 %
38	Vrábel, Lukáš	170	U	L	Min	118	0	21.19	5.5687	61.9461	51.62 %
39	Horáčková, Anna	38	U	L	Min	108	0	19.89	5.4299	60.4021	50.34 %
40	Grohol, Radim	31	U	L	Min	108	0	20.18	5.3518	59.5333	49.61 %
41	Kukula, Otto	67	U	L	Min	116	0	22.02	5.2679	58.6000	48.83 %
42	Dvořák, Vladislav	23	U	L	Min	118	0	22.40	5.2679	58.6000	48.83 %
43	Sixta, Bedřich	127	U	L	Min	112	0	21.60	5.1852	57.6801	48.07 %
44	Smejkal, Lukáš	135	U	L	Min	95	10	16.45	5.1672	57.4799	47.90 %
45	Slováček, Pavel	134	U	L	Min	108	0	21.12	5.1136	56.8836	47.40 %
46	Konvičný, Lumír	59	U	L	Min	110	0	21.76	5.0551	56.2329	46.86 %
47	Bernať, Petr	8	U	L	Min	104	0	20.73	5.0169	55.8079	46.51 %
48	Vopařil, Josef	168	U	L	Min	107	10	19.83	4.8916	54.4141	45.35 %
49	Svojanovský, Daniel	151	U	L	Maj	108	0	22.16	4.8736	54.2139	45.18 %
50	David, Jaroslav	21	U	L	Min	96	0	19.75	4.8608	54.0715	45.06 %
51	Elišák, Milan	24	U	L	Min	110	0	22.70	4.8458	53.9046	44.92 %
52	Švadláková, Miroslava	187	U	L	Min	112	0	23.76	4.7138	52.4362	43.70 %
53	Janošek, Dušan	44	U	L	Min	105	20	18.27	4.6524	51.7532	43.13 %
54	Konvičná, Růžena	58	U	L	Min	118	0	26.86	4.3931	48.8688	40.72 %
55	Částek, Jindřich	14	U	L	Min	104	0	26.23	3.9649	44.1055	36.75 %
56	Pihávková, Natálie	106	U	L	Min	96	20	19.17	3.9645	44.1010	36.75 %
57	Hladík, Ondřej	36	U	L	Maj	103	40	16.11	3.9106	43.5015	36.25 %
58	Hubner, Luboš	42	U	L	Min	97	10	23.06	3.7728	41.9686	34.97 %
59	Machek, Pavel	77	U	L	Min	110	0	37.26	2.9522	32.8402	27.37 %
60	Chmelíček, Libor	18	U	L	Min	102	30	25.74	2.7972	31.1160	25.93 %
61	Kupčík, Pavel	69	U	L	Min	104	30	30.15	2.4544	27.3027	22.75 %

Stage Results - Open

Place	Name	No.	Class	Div	PF	Points	Pen	Time	Hit Factor	Stage Pts	Stage %
1	Heneš, Zdeněk	183	U	O	Maj	113	0	10.41	10.8549	120.0000	100.00 %
2	Běhal, Jiří	6	U	O	Maj	119	0	11.55	10.3030	113.8988	94.92 %
3	Šustrová, Kateřina	149	U	O	Maj	118	0	12.29	9.6013	106.1416	88.45 %
4	Novotny, Martin	98	U	O	Maj	114	0	11.98	9.5159	105.1975	87.66 %
5	Glac, Martin	30	U	O	Maj	116	0	12.42	9.3398	103.2507	86.04 %
6	Navrátil, Martin	90	U	O	Maj	108	0	12.80	8.4375	93.2758	77.73 %
7	Richter, Petr	118	U	O	Maj	117	0	14.57	8.0302	88.7732	73.98 %
8	Novotný, Jaroslav	97	U	O	Min	110	0	13.72	8.0175	88.6328	73.86 %
9	Vystyd, Václav	172	U	O	Maj	94	20	11.82	6.2606	69.2104	57.68 %
10	Žáček, Milan	174	U	O	Maj	110	0	17.63	6.2394	68.9760	57.48 %
11	Novotná, Natálie	96	U	O	Maj	112	10	16.41	6.2157	68.7140	57.26 %
12	Samek, Petr	123	U	O	Maj	100	20	14.60	5.4795	60.5754	50.48 %

Stage Results - PCC

Place	Name	No.	Class	Div	PF	Points	Pen	Time	Hit Factor	Stage Pts	Stage %
1	Synek, Miloš	152	D	PCC	Min	120	0	11.55	10.3896	120.0000	100.00 %
2	Slavík, Daniel	129	D	PCC	Min	116	0	11.54	10.0520	116.1007	96.75 %
3	Sudek, Lukáš	146	D	PCC	Min	98	0	9.83	9.9695	115.1478	95.96 %
4	Bures, Vitezslav	13	D	PCC	Min	110	0	11.37	9.6746	111.7417	93.12 %
5	Rozehnal, Pavel	121	D	PCC	Min	118	0	12.89	9.1544	105.7334	88.11 %
6	Heglas, Jakob	33	D	PCC	Min	114	0	13.03	8.7490	101.0511	84.21 %
7	Telek, Jozef	153	D	PCC	Min	116	0	13.63	8.5106	98.2975	81.91 %
8	Vysloužil, Tomáš	171	D	PCC	Min	112	0	13.29	8.4274	97.3366	81.11 %
9	Nosál, Matúš	94	D	PCC	Min	106	0	13.11	8.0854	93.3865	77.82 %
10	Svoboda, Jiří	150	D	PCC	Min	114	0	14.31	7.9665	92.0132	76.68 %
11	Radkovič, Michal	114	D	PCC	Min	112	0	14.64	7.6503	88.3611	73.63 %
12	Peša, Jaroslav	103	D	PCC	Min	112	0	14.71	7.6139	87.9406	73.28 %
13	Cimburek, Lukas	19	D	PCC	Min	116	0	15.28	7.5916	87.6831	73.07 %
14	Plzák, Jan	110	D	PCC	Min	115	10	13.97	7.5161	86.8110	72.34 %
15	Bulko, Peter	178	D	PCC	Min	108	0	14.44	7.4792	86.3848	71.99 %
16	Kubáč, Vítězslav	64	D	PCC	Min	106	0	14.24	7.4438	85.9760	71.65 %
17	Šustr, Miloš	148	D	PCC	Min	116	0	15.59	7.4407	85.9402	71.62 %
18	Rataj, Jan	116	D	PCC	Min	110	0	15.00	7.3333	84.6997	70.58 %
19	Španihelova, Tereza	140	D	PCC	Min	118	0	16.33	7.2260	83.4604	69.55 %
20	Bouda, Lukas	11	D	PCC	Min	114	0	15.80	7.2152	83.3356	69.45 %
21	Tydláčka, Jiří	158	D	PCC	Min	112	0	15.61	7.1749	82.8702	69.06 %
22	Němeček, Pavel	91	D	PCC	Min	111	10	14.20	7.1127	82.1518	68.46 %
23	Korecký, Jan	60	D	PCC	Min	120	0	17.50	6.8571	79.1996	66.00 %
24	Plzák, Jiří	111	D	PCC	Min	114	0	16.66	6.8427	79.0333	65.86 %
25	Adam, Michal	1	D	PCC	Min	114	0	16.96	6.7217	77.6357	64.70 %
26	Kučerík, Petr	65	D	PCC	Min	113	10	15.94	6.4617	74.6327	62.19 %
27	Zalejský, Rostislav	175	D	PCC	Min	106	0	16.74	6.3321	73.1358	60.95 %
28	Slavík, Jan	130	D	PCC	Min	116	0	19.62	5.9123	68.2871	56.91 %
29	Střešinka, Miroslav	145	D	PCC	Min	104	0	17.60	5.9091	68.2502	56.88 %
30	Durda, Miroslav	22	D	PCC	Min	114	0	20.94	5.4441	62.8794	52.40 %
31	Bartoš, Richard	3	D	PCC	Min	120	0	22.59	5.3121	61.3548	51.13 %
32	Musil, Eduard	87	D	PCC	Min	96	30	15.01	4.3971	50.7866	42.32 %

Stage Results - Production

Place	Name	No.	Class	Div	PF	Points	Pen	Time	Hit Factor	Stage Pts	Stage %
1	Riha, Michal	119	U	P	Min	112	0	12.76	8.7774	120.0000	100.00 %
2	Zapletal, Miroslav	176	U	P	Min	110	0	12.78	8.6072	117.6731	98.06 %
3	Bindik, Franta	9	D	P	Min	116	0	13.82	8.3936	114.7529	95.63 %
4	Hanzlíček, Ladislav	188	U	P	Min	112	0	13.69	8.1812	111.8491	93.21 %
5	Balej, Zdeněk	2	U	P	Min	114	0	14.59	7.8136	106.8234	89.02 %
6	Liehne, Jan	75	U	P	Min	110	0	14.18	7.7574	106.0551	88.38 %
7	Ščepko, Samuel	179	U	P	Min	114	0	14.98	7.6101	104.0413	86.70 %
8	Němeček, Zdeněk	92	U	P	Min	110	0	14.71	7.4779	102.2339	85.19 %
9	Kala, Jakob	52	U	P	Min	110	0	14.98	7.3431	100.3910	83.66 %
10	Jedlička, Jiří	47	U	P	Min	110	0	15.36	7.1615	97.9083	81.59 %
11	Cehelský, Petr	15	U	P	Min	106	0	14.81	7.1573	97.8508	81.54 %
12	Laburda, Jiří	71	U	P	Min	110	0	15.45	7.1197	97.3368	81.11 %
13	Vomela, Lukáš	167	U	P	Min	102	0	14.33	7.1179	97.3122	81.09 %
14	Brázda, Robert	12	U	P	Min	120	0	17.09	7.0217	95.9970	80.00 %
15	Kaprál, Vojtěch	54	U	P	Min	114	0	16.36	6.9682	95.2656	79.39 %
16	Najmonová, Hana	89	U	P	Min	120	0	17.47	6.8689	93.9080	78.26 %
17	Valvoda, Marek	162	U	P	Min	110	0	16.57	6.6385	90.7581	75.63 %
18	Vorlíček, Jan	169	U	P	Min	108	0	16.66	6.4826	88.6267	73.86 %
19	Gabriel, Jiří	28	U	P	Min	106	0	16.41	6.4595	88.3109	73.59 %
20	Pavlíček, Karel	101	U	P	Min	114	0	17.69	6.4443	88.1031	73.42 %
21	Pánek, Aleš	100	U	P	Min	116	0	18.05	6.4266	87.8611	73.22 %

22	Slíva, Tomáš	132	U	P	Min	106	0	16.87	6.2833	85.9020	71.58 %
23	Hrubý, Martin	41	U	P	Min	102	0	16.29	6.2615	85.6039	71.34 %
24	Resler, Jan	117	U	P	Min	94	0	15.08	6.2334	85.2198	71.02 %
25	Škop, Ctirad	128	U	P	Min	110	0	17.65	6.2323	85.2047	71.00 %
26	Vančura, Jan	165	U	P	Min	116	0	19.47	5.9579	81.4533	67.88 %
27	Černý, Lubomír	16	U	P	Min	106	0	17.86	5.9351	81.1416	67.62 %
28	Mužík, Pavel	88	U	P	Min	106	0	18.16	5.8370	79.8004	66.50 %
29	Tichý, Lukáš	154	U	P	Min	108	0	18.60	5.8065	79.3834	66.15 %
30	Štádlér, Robert	142	U	P	Min	104	0	17.92	5.8036	79.3438	66.12 %
31	Konvalina, Pavel	61	U	P	Min	118	0	20.57	5.7365	78.4264	65.36 %
32	Jurásek, Petr	50	U	P	Min	104	0	18.63	5.5824	76.3196	63.60 %
33	Neumann, Michal	93	U	P	Min	106	0	19.30	5.4922	75.0865	62.57 %
34	Rajman, Jiří	115	U	P	Min	116	0	21.30	5.4460	74.4548	62.05 %
35	Lakosil, Jaroslav	73	U	P	Min	104	0	19.56	5.3170	72.6912	60.58 %
36	Růžička, Milan	122	U	P	Min	108	0	20.61	5.2402	71.6413	59.70 %
37	Šurý, Petr	147	U	P	Min	110	0	21.23	5.1813	70.8360	59.03 %
38	Klimesš, Pavel	56	U	P	Min	102	0	20.07	5.0822	69.4812	57.90 %
39	Štěpánová, Martina	144	U	P	Min	106	0	21.67	4.8916	66.8754	55.73 %
40	Kuhreiber, Karel	66	U	P	Min	109	10	20.44	4.8434	66.2164	55.18 %
41	Čumová, Miroslava	20	U	P	Min	114	0	23.68	4.8142	65.8172	54.85 %
42	Polách, Josef	112	U	P	Min	112	0	23.76	4.7138	64.4446	53.70 %
43	Batíková, Dominika	5	U	P	Min	110	0	24.19	4.5473	62.1683	51.81 %
44	Štaud, František	143	U	P	Min	111	10	22.29	4.5312	61.9482	51.62 %
45	Slivečka, Zdeněk	133	U	P	Min	106	0	24.03	4.4112	60.3076	50.26 %
46	Pícha, Jiří	105	U	P	Min	112	0	25.39	4.4112	60.3076	50.26 %
47	Poláčková, Lucie	113	U	P	Min	109	10	23.84	4.1527	56.7735	47.31 %
48	Kalbáč, Martin	53	U	P	Min	103	20	21.64	3.8355	52.4369	43.70 %
49	Slavík, Teo	131	U	P	Min	118	0	31.78	3.7130	50.7622	42.30 %
50	Váňa, Jindřich	163	U	P	Min	112	0	30.36	3.6891	50.4354	42.03 %
51	Mlynský, Miroslav	86	U	P	Min	106	20	23.43	3.6705	50.1811	41.82 %
52	Váňa st., Jindra	164	U	P	Min	105	10	26.98	3.5211	48.1386	40.12 %
53	Pinček, Martin	108	U	P	Min	101	10	28.47	3.1963	43.6981	36.42 %

Stage Results - Revolver

Place	Name	No.	Class	Div	PF	Points	Pen	Time	Hit Factor	Stage Pts	Stage %
1	Rossl, Karel	120	U	R	Min	120	0	47.83	2.5089	120.0000	100.00 %

Generated by PractiScore for Android (1.7.9 samsung) at 2021-05-16 17:37 +0200

USPSA OAKLEY CHALLENGE 2021 - STG 4 - SPEEDY GONZALES - 2021-05-16



USPSA OAKLEY Challenge 2021
Stage #4 - Speedy Gonzales



START POSITION: Standing anywhere in designed area.	
GUN READY CONDITION: Handgun loaded and holstered. PCC loaded - Option 1	
STAGE PROCEDURE: Upon start signal, engage targets from within the fault lines.	
SCORING	RULES
ROUNDS: 23	A shooter who fires shots while completely outside (both feet out and touching the ground) a shooting area is deemed to have gained a significant advantage and will be given one penalty for each shot fired until presence is re-established in a shooting area. If a competitor starts and fires shots while completely outside a shooting area, foot fault penalties will apply as above. No penalty is assessed if a competitor does not fire any shots while faulting. Having at least one foot in a shooting area and nothing touching outside the shooting
POINTS: 120	
PAPER TARGETS: 0	
IPSC: 11	
USPSA: 1	
POPPERS: 1	



Stage Results - Carry Optics

Place	Name	No.	Class	Div	PF	Points	Pen	Time	Hit Factor	Stage Pts	Stage %
1	Maděránek, Radim	78	U	CO	Min	113	0	13.11	8.6194	115.0000	100.00 %
2	Maška, Richard	81	U	CO	Min	115	0	13.68	8.4064	112.1582	97.53 %
3	Pálka, Ján	99	U	CO	Min	101	0	13.14	7.6865	102.5533	89.18 %
4	Mikolášek, Martin	85	U	CO	Min	107	0	14.10	7.5887	101.2484	88.04 %
5	Bočarov, Vasil	10	U	CO	Min	105	0	15.77	6.6582	88.8337	77.25 %
6	Kozák, Petr	62	U	CO	Min	101	0	16.08	6.2811	83.8024	72.87 %
7	Jarmar, František	45	U	CO	Min	97	0	17.65	5.4958	73.3249	63.76 %
8	Chalupa, Cyril	17	U	CO	Min	107	0	20.14	5.3128	70.8834	61.64 %
9	Mička, Luděk	84	U	CO	Min	94	10	20.74	4.0501	54.0364	46.99 %
10	Matýsek, Jaroslav	82	U	CO	Min	111	0	28.50	3.8947	51.9631	45.19 %
11	Krejčí, Stanislav	63	U	CO	Min	0	0	0.00	0.0000	0.0000	0.00 %

Stage Results - Limited

Place	Name	No.	Class	Div	PF	Points	Pen	Time	Hit Factor	Stage Pts	Stage %
1	Rakušan, Josef	185	U	L	Maj	111	0	12.46	8.9085	115.0000	100.00 %
2	Liehne, Zdeněk	76	U	L	Maj	112	0	13.28	8.4337	108.8708	94.67 %
3	Vaclavík, Jaroslav	161	U	L	Maj	107	0	13.18	8.1184	104.8006	91.13 %
4	Horinek, Milos	39	U	L	Maj	106	0	13.48	7.8635	101.5101	88.27 %
5	Kadlec, Michal	181	U	L	Maj	102	0	14.06	7.2546	93.6498	81.43 %
6	Kadlčík, Karel	51	U	L	Min	111	0	15.94	6.9636	89.8932	78.17 %
7	Znamenacek, Petr	177	U	L	Maj	96	10	12.50	6.8800	88.8141	77.23 %
8	Hladik, Ondrej	36	U	L	Maj	108	0	15.99	6.7542	87.1901	75.82 %
9	Vlček, Lukáš	166	U	L	Min	107	0	16.47	6.4967	83.8660	72.93 %
10	Kašpar, Josef	55	U	L	Maj	104	0	16.20	6.4198	82.8733	72.06 %
11	Hudeček, František	43	U	L	Min	113	0	17.70	6.3842	82.4138	71.66 %
12	Šoustar, Ivo	139	U	L	Maj	110	0	17.73	6.2042	80.0901	69.64 %
13	Ševčík, Jan	126	U	L	Min	97	0	16.21	5.9840	77.2476	67.17 %
14	Fiala, Jan	26	U	L	Min	107	0	17.90	5.9777	77.1662	67.10 %
15	Vacko, Robert	160	U	L	Min	97	0	16.34	5.9364	76.6331	66.64 %
16	Gazda, David	29	U	L	Min	103	0	17.43	5.9094	76.2846	66.33 %

17	Špeta, Jakub	141	U	L	Min	97	0	16.47	5.8895	76.0277	66.11 %
18	Tošenovská, Martina	157	U	L	Min	98	10	14.96	5.8824	75.9360	66.03 %
19	Pecha, Tomáš	102	U	L	Min	91	0	15.51	5.8672	75.7398	65.86 %
20	Jašek, František	46	U	L	Min	95	0	16.32	5.8211	75.1447	65.34 %
21	Plch, Josef	109	U	L	Min	103	0	17.77	5.7963	74.8245	65.06 %
22	Janošek, Dušan	44	U	L	Min	103	0	17.79	5.7898	74.7406	64.99 %
23	Smejkal, Lukáš	135	U	L	Min	91	0	16.40	5.5488	71.6296	62.29 %
24	Marek, Tomáš	79	U	L	Min	99	0	17.86	5.5431	71.5560	62.22 %
25	Komínek, Jiří	57	U	L	Maj	105	0	19.00	5.5263	71.3391	62.03 %
26	Pihávková, Natálie	106	U	L	Min	105	0	19.03	5.5176	71.2268	61.94 %
27	Machek, Pavel	77	U	L	Min	103	0	18.69	5.5110	71.1416	61.86 %
28	Elstner, Marek	25	U	L	Min	97	0	17.67	5.4895	70.8641	61.62 %
29	Zuska, Petr	184	U	L	Min	91	0	16.69	5.4524	70.3851	61.20 %
30	Smejkal, Martin	136	U	L	Min	93	0	17.10	5.4386	70.2070	61.05 %
31	Ladič, Tibor	72	U	L	Min	97	0	17.92	5.4129	69.8752	60.76 %
32	Vopařil, Josef	168	U	L	Min	103	0	19.04	5.4097	69.8339	60.73 %
33	Batěk, Jarda	4	U	L	Min	97	0	18.07	5.3680	69.2956	60.26 %
34	Jurásek, Ondřej	49	U	L	Min	105	0	19.69	5.3327	68.8399	59.86 %
35	Liehne, Irena	74	U	L	Min	105	0	19.74	5.3191	68.6644	59.71 %
36	Halama, Petr	32	U	L	Min	103	0	19.97	5.1577	66.5808	57.90 %
37	Kukula, Otto	67	U	L	Min	107	0	21.12	5.0663	65.4010	56.87 %
38	Novotný, Zdeněk	186	U	L	Min	93	20	14.42	5.0624	65.3506	56.83 %
39	Vrábel, Lukáš	170	U	L	Min	101	0	20.76	4.8651	62.8037	54.61 %
40	Fiala jr., Jan	27	U	L	Min	90	10	16.48	4.8544	62.6655	54.49 %
41	Tischlerová, Markéta	156	U	L	Maj	96	10	18.04	4.7672	61.5399	53.51 %
42	Grohol, Radim	31	U	L	Min	96	10	18.35	4.6866	60.4994	52.61 %
43	Dvořák, Vladislav	23	U	L	Min	107	0	23.28	4.5962	59.3324	51.59 %
44	Belfín, Dalibor	7	U	L	Min	88	10	16.98	4.5936	59.2989	51.56 %
45	Svojanovský, Daniel	151	U	L	Maj	94	10	18.57	4.5234	58.3927	50.78 %
46	Slováček, Pavel	134	U	L	Min	96	10	20.02	4.2957	55.4533	48.22 %
47	Bernat, Petr	8	U	L	Min	99	0	23.06	4.2931	55.4197	48.19 %
48	Elišák, Milan	24	U	L	Min	107	10	22.88	4.2395	54.7278	47.59 %
49	Horáčková, Anna	38	U	L	Min	91	0	21.48	4.2365	54.6891	47.56 %
50	Konvičný, Lumír	59	U	L	Min	101	0	25.87	3.9041	50.3981	43.82 %
51	Novák, Miloš	95	U	L	Min	99	0	26.11	3.7917	48.9471	42.56 %
52	Chmelíček, Libor	18	U	L	Min	92	10	21.63	3.7910	48.9381	42.55 %
53	Hubner, Luboš	42	U	L	Min	101	0	26.66	3.7884	48.9045	42.53 %
54	Sixta, Bedřich	127	U	L	Min	101	0	26.83	3.7644	48.5947	42.26 %
55	Konvičná, Růžena	58	U	L	Min	107	0	28.91	3.7011	47.7776	41.55 %
56	Švadláková, Miroslava	187	U	L	Min	89	20	21.47	3.2138	41.4870	36.08 %
57	Částek, Jindřich	14	U	L	Min	83	20	22.89	2.7523	35.5295	30.90 %
58	Šejvlová, Veronika	125	U	L	Min	105	0	40.52	2.5913	33.4511	29.09 %
59	Kupčík, Pavel	69	U	L	Min	94	20	30.70	2.4104	31.1159	27.06 %
60	Meca, Valdemar	83	U	L	Min	99	0	46.28	2.1392	27.6150	24.01 %
61	David, Jaroslav	21	U	L	Min	73	40	18.20	1.8132	23.4066	20.35 %

Stage Results - Open

Place	Name	No.	Class	Div	PF	Points	Pen	Time	Hit Factor	Stage Pts	Stage %
1	Šustrová, Kateřina	149	U	O	Maj	111	0	11.79	9.4148	115.0000	100.00 %
2	Běhal, Jiří	6	U	O	Maj	112	0	12.05	9.2946	113.5318	98.72 %
3	Novotny, Martin	98	U	O	Maj	105	0	11.84	8.8682	108.3234	94.19 %
4	Navrátil, Martin	90	U	O	Maj	109	0	12.41	8.7832	107.2851	93.29 %
5	Heneš, Zdeněk	183	U	O	Maj	104	10	11.20	8.3929	102.5177	89.15 %
6	Novotný, Jaroslav	97	U	O	Min	113	0	14.15	7.9859	97.5463	84.82 %
7	Glac, Martin	30	U	O	Maj	108	0	13.69	7.8890	96.3626	83.79 %
8	Richter, Petr	118	U	O	Maj	111	0	14.47	7.6710	93.6998	81.48 %
9	Samek, Petr	123	U	O	Maj	108	0	15.07	7.1666	87.5387	76.12 %
10	Novotná, Natálie	96	U	O	Maj	110	0	16.57	6.6385	81.0880	70.51 %
11	Vystyd, Václav	172	U	O	Maj	98	10	13.47	6.5330	79.7994	69.39 %

12	Žáček, Milan	174	U	O	Maj	112	0	21.03	5.3257	65.0524	56.57 %
----	--------------	-----	---	---	-----	-----	---	-------	--------	---------	---------

Stage Results - PCC

Place	Name	No.	Class	Div	PF	Points	Pen	Time	Hit Factor	Stage Pts	Stage %
1	Sudek, Lukáš	146	D	PCC	Min	101	0	10.41	9.7022	115.0000	100.00 %
2	Bures, Vitezslav	13	D	PCC	Min	109	0	11.25	9.6889	114.8424	99.86 %
3	Slavík, Daniel	129	D	PCC	Min	109	0	11.25	9.6889	114.8424	99.86 %
4	Rozehnal, Pavel	121	D	PCC	Min	105	0	10.90	9.6330	114.1798	99.29 %
5	Synek, Miloš	152	D	PCC	Min	103	0	11.18	9.2129	109.2003	94.96 %
6	Heglas, Jakub	33	D	PCC	Min	113	0	12.33	9.1646	108.6278	94.46 %
7	Němeček, Pavel	91	D	PCC	Min	113	0	13.30	8.4962	100.7053	87.57 %
8	Cimburek, Lukas	19	D	PCC	Min	113	0	13.81	8.1825	96.9870	84.34 %
9	Nosál, Matúš	94	D	PCC	Min	105	0	12.85	8.1712	96.8531	84.22 %
10	Šustr, Miloš	148	D	PCC	Min	107	0	13.31	8.0391	95.2873	82.86 %
11	Bouda, Lukas	11	D	PCC	Min	107	0	13.34	8.0210	95.0728	82.67 %
12	Telek, Jozef	153	D	PCC	Min	107	0	13.60	7.8676	93.2545	81.09 %
13	Vysloužil, Tomáš	171	D	PCC	Min	95	0	12.36	7.6861	91.1032	79.22 %
14	Kučeřík, Petr	65	D	PCC	Min	107	0	14.54	7.3590	87.2261	75.85 %
15	Bulko, Peter	178	D	PCC	Min	103	0	14.14	7.2843	86.3407	75.08 %
16	Rataj, Jan	116	D	PCC	Min	115	0	16.24	7.0813	83.9345	72.99 %
17	Španihelova, Tereza	140	D	PCC	Min	107	0	15.21	7.0348	83.3834	72.51 %
18	Střešinka, Miroslav	145	D	PCC	Min	108	10	14.09	6.9553	82.4410	71.69 %
19	Kubáč, Vítězslav	64	D	PCC	Min	95	0	13.66	6.9546	82.4327	71.68 %
20	Korecký, Jan	60	D	PCC	Min	113	0	16.56	6.8237	80.8812	70.33 %
21	Adam, Michal	1	D	PCC	Min	104	10	13.98	6.7239	79.6983	69.30 %
22	Plzák, Jiří	111	D	PCC	Min	107	0	16.07	6.6584	78.9219	68.63 %
23	Radkovič, Michal	114	D	PCC	Min	98	10	13.58	6.4801	76.8085	66.79 %
24	Plzák, Jan	110	D	PCC	Min	89	0	13.86	6.4214	76.1127	66.18 %
25	Zalejský, Rostislav	175	D	PCC	Min	91	0	15.04	6.0505	71.7165	62.36 %
26	Svoboda, Jiří	150	D	PCC	Min	94	10	14.12	5.9490	70.5134	61.32 %
27	Slavík, Jan	130	D	PCC	Min	105	0	18.54	5.6634	67.1282	58.37 %
28	Bartoš, Richard	3	D	PCC	Min	113	0	22.64	4.9912	59.1606	51.44 %
29	Durda, Miroslav	22	D	PCC	Min	98	10	19.05	4.6194	54.7537	47.61 %
30	Tydláčka, Jiří	158	D	PCC	Min	109	0	23.96	4.5492	53.9216	46.89 %
31	Peša, Jaroslav	103	D	PCC	Min	107	0	26.39	4.0546	48.0591	41.79 %
32	Musil, Eduard	87	D	PCC	Min	80	50	13.64	2.1994	26.0694	22.67 %

Stage Results - Production

Place	Name	No.	Class	Div	PF	Points	Pen	Time	Hit Factor	Stage Pts	Stage %
1	Zapletal, Miroslav	176	U	P	Min	111	0	12.57	8.8305	115.0000	100.00 %
2	Hanzlíček, Ladislav	188	U	P	Min	103	0	12.98	7.9353	103.3418	89.86 %
3	Ščepko, Samuel	179	U	P	Min	111	0	14.34	7.7406	100.8062	87.66 %
4	Bindík, Franta	9	D	P	Min	109	0	14.33	7.6064	99.0585	86.14 %
5	Liehne, Jan	75	U	P	Min	109	0	14.74	7.3948	96.3028	83.74 %
6	Balej, Zdeněk	2	U	P	Min	111	0	15.86	6.9987	91.1444	79.26 %
7	Riha, Michal	119	U	P	Min	101	0	14.49	6.9703	90.7745	78.93 %
8	Němeček, Zdeněk	92	U	P	Min	101	0	14.53	6.9511	90.5245	78.72 %
9	Slíva, Tomáš	132	U	P	Min	111	0	15.98	6.9462	90.4607	78.66 %
10	Vomela, Lukáš	167	U	P	Min	103	0	15.11	6.8167	88.7742	77.19 %
11	Štaud, František	143	U	P	Min	107	0	16.64	6.4303	83.7421	72.82 %
12	Neumann, Michal	93	U	P	Min	113	0	17.97	6.2883	81.8928	71.21 %
13	Pavlíček, Karel	101	U	P	Min	101	0	16.17	6.2461	81.3432	70.73 %
14	Cehelský, Petr	15	U	P	Min	103	0	16.51	6.2386	81.2456	70.65 %
15	Gabriel, Jiří	28	U	P	Min	105	0	16.99	6.1801	80.4837	69.99 %
16	Laburda, Jiří	71	U	P	Min	107	0	17.36	6.1636	80.2688	69.80 %
17	Kaprál, Vojtěch	54	U	P	Min	107	0	17.37	6.1600	80.2220	69.76 %
18	Tichý, Lukáš	154	U	P	Min	102	10	15.23	6.0407	78.6683	68.41 %
19	Jedlička, Jiří	47	U	P	Min	104	10	15.57	6.0373	78.6240	68.37 %

20	Najmonová, Hana	89	U	P	Min	107	0	17.75	6.0282	78.5055	68.27 %
21	Valvoda, Marek	162	U	P	Min	105	0	17.42	6.0276	78.4977	68.26 %
22	Resler, Jan	117	U	P	Min	95	0	15.99	5.9412	77.3725	67.28 %
23	Hrubý, Martin	41	U	P	Min	98	10	14.97	5.8784	76.5547	66.57 %
24	Kala, Jakub	52	U	P	Min	105	0	17.95	5.8496	76.1796	66.24 %
25	Škop, Ctirad	128	U	P	Min	107	0	18.37	5.8247	75.8553	65.96 %
26	Kuhtreiber, Karel	66	U	P	Min	107	0	18.69	5.7250	74.5569	64.83 %
27	Čumová, Miroslava	20	U	P	Min	107	0	18.94	5.6494	73.5724	63.98 %
28	Růžička, Milan	122	U	P	Min	103	0	18.41	5.5948	72.8613	63.36 %
29	Vorlíček, Jan	169	U	P	Min	109	10	17.75	5.5775	72.6360	63.16 %
30	Klimesš, Pavel	56	U	P	Min	103	0	18.96	5.4325	70.7477	61.52 %
31	Mužík, Pavel	88	U	P	Min	103	0	19.09	5.3955	70.2658	61.10 %
32	Brázda, Robert	12	U	P	Min	98	10	17.09	5.1492	67.0583	58.31 %
33	Černý, Lubomír	16	U	P	Min	87	0	17.06	5.0996	66.4123	57.75 %
34	Pánek, Aleš	100	U	P	Min	106	10	18.83	5.0982	66.3941	57.73 %
35	Jurásek, Petr	50	U	P	Min	101	0	20.10	5.0249	65.4395	56.90 %
36	Štádl, Robert	142	U	P	Min	97	0	20.55	4.7202	61.4714	53.45 %
37	Rajman, Jiří	115	U	P	Min	103	0	21.92	4.6989	61.1940	53.21 %
38	Konvalina, Pavel	61	U	P	Min	99	0	21.09	4.6942	61.1328	53.16 %
39	Poláchová, Lucie	113	U	P	Min	97	0	20.78	4.6679	60.7903	52.86 %
40	Vančura, Jan	165	U	P	Min	98	10	19.00	4.6316	60.3175	52.45 %
41	Šurý, Petr	147	U	P	Min	113	0	24.75	4.5657	59.4593	51.70 %
42	Váňa, Jindřich	163	U	P	Min	90	10	17.68	4.5249	58.9280	51.24 %
43	Polách, Josef	112	U	P	Min	99	0	22.71	4.3593	56.7714	49.37 %
44	Štěpánová, Martina	144	U	P	Min	98	10	20.68	4.2553	55.4170	48.19 %
45	Slivečka, Zdeněk	133	U	P	Min	99	0	23.42	4.2272	55.0510	47.87 %
46	Batíkova, Dominika	5	U	P	Min	105	0	28.30	3.7102	48.3181	42.02 %
47	Kalbáč, Martin	53	U	P	Min	84	10	20.57	3.5975	46.8504	40.74 %
48	Mlynský, Miroslav	86	U	P	Min	90	10	23.24	3.4423	44.8292	38.98 %
49	Pinček, Martin	108	U	P	Min	93	20	22.06	3.3092	43.0959	37.47 %
50	Slavík, Teo	131	U	P	Min	106	10	33.05	2.9047	37.8280	32.89 %
51	Váňa st., Jindra	164	U	P	Min	101	0	38.18	2.6454	34.4512	29.96 %
52	Lakosil, Jaroslav	73	U	P	Min	87	20	25.87	2.5899	33.7284	29.33 %
53	Pícha, Jiří	105	U	P	Min	88	10	40.23	1.9389	25.2504	21.96 %

Stage Results - Revolver

Place	Name	No.	Class	Div	PF	Points	Pen	Time	Hit Factor	Stage Pts	Stage %
1	Rossl, Karel	120	U	R	Min	113	0	39.13	2.8878	115.0000	100.00 %

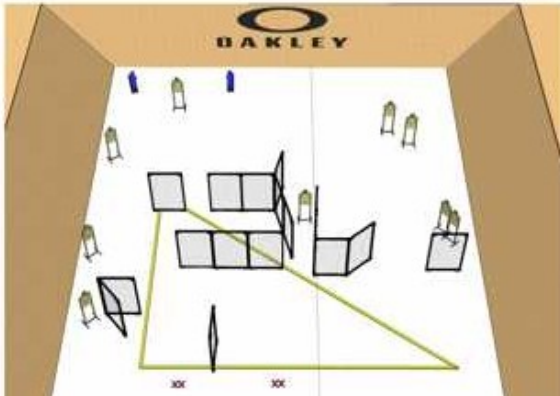
USPSA OAKLEY CHALLENGE 2021 - STG 5 - ACCESS - 2021-05-16



USPSA OAKLEY Challenge 2021
Stage #5 - 2 Access



START POSITION: Standing on mark A or B	
GUN READY CONDITION: Handgun loaded and holstered. PCC option T	
STAGE PROCEDURE: Upon start signal, engage targets from within the fault lines.	
SCORING	RULES
ROUNDS: 20	A shooter who fires shots while completely outside (both feet out and touching the ground) a shooting area is deemed to have gained a significant advantage and will be given one penalty for each shot fired until presence is re-established in a shooting area. If a competitor starts and fires shots while completely outside a shooting area, foot fault penalties will apply as above. No penalty is assessed if a competitor does not fire any shots while faulting. Having at least one foot in a shooting area and nothing touching outside the shooting
POINTS: 100	
PAPER TARGETS	
IPSC: 0	
USPSA: 9	
POPPERS: 2	



Stage Results - Carry Optics

Place	Name	No.	Class	Div	PF	Points	Pen	Time	Hit Factor	Stage Pts	Stage %
1	Pálka, Ján	99	U	CO	Min	94	0	13.25	7.0943	100.0000	100.00 %
2	Maděránek, Radim	78	U	CO	Min	90	0	13.29	6.7720	95.4569	95.46 %
3	Maška, Richard	81	U	CO	Min	94	0	14.10	6.6667	93.9726	93.97 %
4	Bočarov, Vasil	10	U	CO	Min	92	0	14.03	6.5574	92.4320	92.43 %
5	Mikolášek, Martin	85	U	CO	Min	92	0	14.30	6.4336	90.6869	90.69 %
6	Jarmar, František	45	U	CO	Min	94	0	18.46	5.0921	71.7773	71.78 %
7	Kozák, Petr	62	U	CO	Min	88	0	18.05	4.8753	68.7214	68.72 %
8	Chalupa, Cyril	17	U	CO	Min	94	0	21.62	4.3478	61.2858	61.29 %
9	Mička, Luděk	84	U	CO	Min	94	0	21.90	4.2922	60.5021	60.50 %
10	Matýsek, Jaroslav	82	U	CO	Min	92	0	26.68	3.4483	48.6066	48.61 %
11	Krejčí, Stanislav	63	U	CO	Min	0	0	0.00	0.0000	0.0000	0.00 %

Stage Results - Limited

Place	Name	No.	Class	Div	PF	Points	Pen	Time	Hit Factor	Stage Pts	Stage %
1	Liehne, Zdeněk	76	U	L	Maj	94	0	12.31	7.6361	100.0000	100.00 %
2	Vaclavik, Jaroslav	161	U	L	Maj	93	0	13.27	7.0083	91.7785	91.78 %
3	Kadlec, Michal	181	U	L	Maj	95	0	14.13	6.7233	88.0463	88.05 %
4	Pecha, Tomáš	102	U	L	Min	94	0	14.00	6.7143	87.9284	87.93 %
5	Rakušan, Josef	185	U	L	Maj	89	10	12.10	6.5289	85.5005	85.50 %
6	Kadlčík, Karel	51	U	L	Min	96	0	14.99	6.4043	83.8687	83.87 %
7	Horinek, Milos	39	U	L	Maj	97	0	15.83	6.1276	80.2452	80.25 %
8	Novotný, Zdeněk	186	U	L	Min	98	0	16.13	6.0756	79.5642	79.56 %
9	Tošenovská, Martina	157	U	L	Min	94	0	15.56	6.0411	79.1124	79.11 %
10	Smejkal, Lukáš	135	U	L	Min	92	0	15.23	6.0407	79.1071	79.11 %
11	Vlček, Lukáš	166	U	L	Min	86	0	14.32	6.0056	78.6475	78.65 %
12	Zuska, Petr	184	U	L	Min	96	0	16.03	5.9888	78.4275	78.43 %
13	Šoustar, Ivo	139	U	L	Maj	96	0	16.12	5.9553	77.9888	77.99 %
14	Vacko, Robert	160	U	L	Min	96	0	16.52	5.8111	76.1004	76.10 %
15	Smejkal, Martin	136	U	L	Min	90	0	15.57	5.7803	75.6970	75.70 %
16	Tischlerová, Markéta	156	U	L	Maj	90	0	15.60	5.7692	75.5517	75.55 %

17	Fiala, Jan	26	U	L	Min	90	0	15.74	5.7179	74.8798	74.88 %
18	Svojanovský, Daniel	151	U	L	Maj	94	0	16.77	5.6052	73.4040	73.40 %
19	Jašek, František	46	U	L	Min	90	0	16.19	5.5590	72.7989	72.80 %
20	Grohol, Radim	31	U	L	Min	96	0	17.32	5.5427	72.5855	72.59 %
21	Belfin, Dalibor	7	U	L	Min	82	0	15.39	5.3281	69.7751	69.78 %
22	Batěk, Jarda	4	U	L	Min	90	0	16.99	5.2972	69.3705	69.37 %
23	Ladič, Tibor	72	U	L	Min	90	0	17.06	5.2755	69.0863	69.09 %
24	Jurásek, Ondřej	49	U	L	Min	88	0	16.82	5.2319	68.5153	68.52 %
25	Hudeček, František	43	U	L	Min	88	0	16.96	5.1887	67.9496	67.95 %
26	Plch, Josef	109	U	L	Min	86	0	16.72	5.1435	67.3577	67.36 %
27	Hladik, Ondrej	36	U	L	Maj	88	10	15.24	5.1181	67.0251	67.03 %
28	Špeta, Jakub	141	U	L	Min	86	0	17.31	4.9682	65.0620	65.06 %
29	Halama, Petr	32	U	L	Min	86	0	17.51	4.9115	64.3195	64.32 %
30	Elstner, Marek	25	U	L	Min	88	0	18.02	4.8835	63.9528	63.95 %
31	Liehne, Irena	74	U	L	Min	90	0	18.61	4.8361	63.3321	63.33 %
32	Fiala jr., Jan	27	U	L	Min	90	0	18.68	4.8180	63.0950	63.10 %
33	Ševčík, Jan	126	U	L	Min	82	0	17.34	4.7290	61.9295	61.93 %
34	Janošek, Dušan	44	U	L	Min	74	0	15.90	4.6541	60.9487	60.95 %
35	Vopařil, Josef	168	U	L	Min	86	0	18.49	4.6512	60.9107	60.91 %
36	Vrábel, Lukáš	170	U	L	Min	96	0	20.71	4.6354	60.7038	60.70 %
37	Gazda, David	29	U	L	Min	88	0	18.99	4.6340	60.6854	60.69 %
38	Machek, Pavel	77	U	L	Min	90	0	19.52	4.6107	60.3803	60.38 %
39	Komínek, Jiří	57	U	L	Maj	88	0	19.09	4.6097	60.3672	60.37 %
40	Kukula, Otto	67	U	L	Min	92	0	20.02	4.5954	60.1799	60.18 %
41	Slováček, Pavel	134	U	L	Min	90	0	19.68	4.5732	59.8892	59.89 %
42	Pihávková, Natálie	106	U	L	Min	88	0	19.54	4.5036	58.9778	58.98 %
43	Marek, Tomáš	79	U	L	Min	92	0	20.48	4.4922	58.8285	58.83 %
44	Dvořák, Vladislav	23	U	L	Min	90	0	20.46	4.3988	57.6053	57.61 %
45	Znamenacek, Petr	177	U	L	Maj	93	0	21.55	4.3155	56.5145	56.51 %
46	Hubner, Luboš	42	U	L	Min	92	0	21.92	4.1971	54.9639	54.96 %
47	David, Jaroslav	21	U	L	Min	87	10	18.61	4.1376	54.1847	54.18 %
48	Elišák, Milan	24	U	L	Min	92	0	22.52	4.0853	53.4998	53.50 %
49	Horáčková, Anna	38	U	L	Min	84	0	20.76	4.0462	52.9878	52.99 %
50	Konvičný, Lumír	59	U	L	Min	88	0	22.09	3.9837	52.1693	52.17 %
51	Kašpar, Josef	55	U	L	Maj	81	20	15.52	3.9304	51.4713	51.47 %
52	Novák, Miloš	95	U	L	Min	82	0	21.09	3.8881	50.9174	50.92 %
53	Konvičná, Růžena	58	U	L	Min	98	0	25.38	3.8613	50.5664	50.57 %
54	Šixta, Bedřich	127	U	L	Min	88	0	24.04	3.6606	47.9381	47.94 %
55	Šejvlová, Veronika	125	U	L	Min	86	0	23.73	3.6241	47.4601	47.46 %
56	Chmelíček, Libor	18	U	L	Min	77	10	18.64	3.5944	47.0711	47.07 %
57	Švadláková, Miroslava	187	U	L	Min	87	10	21.76	3.5386	46.3404	46.34 %
58	Meca, Valdemar	83	U	L	Min	96	0	29.99	3.2011	41.9206	41.92 %
59	Kupčík, Pavel	69	U	L	Min	96	0	32.03	2.9972	39.2504	39.25 %
60	Bernat, Petr	8	U	L	Min	84	20	22.56	2.8369	37.1512	37.15 %
61	Částek, Jindřich	14	U	L	Min	77	10	23.97	2.7952	36.6051	36.61 %

Stage Results - Open

Place	Name	No.	Class	Div	PF	Points	Pen	Time	Hit Factor	Stage Pts	Stage %
1	Běhal, Jiří	6	U	O	Maj	94	0	11.59	8.1104	100.0000	100.00 %
2	Navrátil, Martin	90	U	O	Maj	97	0	12.37	7.8416	96.6857	96.69 %
3	Novotny, Martin	98	U	O	Maj	91	0	11.76	7.7381	95.4096	95.41 %
4	Glac, Martin	30	U	O	Maj	98	0	12.67	7.7348	95.3689	95.37 %
5	Samek, Petr	123	U	O	Maj	96	0	12.60	7.6190	93.9411	93.94 %
6	Novotný, Jaroslav	97	U	O	Min	92	0	12.29	7.4858	92.2988	92.30 %
7	Šustrová, Kateřina	149	U	O	Maj	96	0	13.20	7.2727	89.6713	89.67 %
8	Vystyd, Václav	172	U	O	Maj	93	0	12.81	7.2600	89.5147	89.51 %
9	Richter, Petr	118	U	O	Maj	93	0	15.36	6.0547	74.6535	74.65 %
10	Novotná, Natálie	96	U	O	Maj	94	0	16.72	5.6220	69.3184	69.32 %
11	Žáček, Milan	174	U	O	Maj	95	0	17.45	5.4441	67.1249	67.12 %

12	Heneš, Zdeněk	183	U	O	Maj	88	10	15.25	5.1148	63.0647	63.06 %
----	---------------	-----	---	---	-----	----	----	-------	--------	---------	---------

Stage Results - PCC

Place	Name	No.	Class	Div	PF	Points	Pen	Time	Hit Factor	Stage Pts	Stage %
1	Sudek, Lukáš	146	D	PCC	Min	92	0	11.04	8.3333	100.0000	100.00 %
2	Slavík, Daniel	129	D	PCC	Min	94	0	11.60	8.1034	97.2412	97.24 %
3	Telek, Jozef	153	D	PCC	Min	94	0	12.30	7.6423	91.7080	91.71 %
4	Rozehnal, Pavel	121	D	PCC	Min	100	0	13.42	7.4516	89.4196	89.42 %
5	Bures, Vitezslav	13	D	PCC	Min	86	0	11.62	7.4010	88.8124	88.81 %
6	Heglas, Jakub	33	D	PCC	Min	92	0	12.82	7.1763	86.1159	86.12 %
7	Vysloužil, Tomáš	171	D	PCC	Min	90	0	13.08	6.8807	82.5687	82.57 %
8	Peša, Jaroslav	103	D	PCC	Min	94	0	13.80	6.8116	81.7395	81.74 %
9	Šustr, Miloš	148	D	PCC	Min	94	0	14.96	6.2834	75.4011	75.40 %
10	Svoboda, Jiří	150	D	PCC	Min	94	0	15.21	6.1801	74.1615	74.16 %
11	Rataj, Jan	116	D	PCC	Min	90	0	14.70	6.1224	73.4691	73.47 %
12	Synek, Miloš	152	D	PCC	Min	89	10	12.99	6.0816	72.9795	72.98 %
13	Nosál, Matúš	94	D	PCC	Min	90	0	14.80	6.0811	72.9735	72.97 %
14	Španihelova, Tereza	140	D	PCC	Min	88	0	14.63	6.0150	72.1803	72.18 %
15	Cimburek, Lukas	19	D	PCC	Min	90	0	15.21	5.9172	71.0067	71.01 %
16	Kučerík, Petr	65	D	PCC	Min	90	0	15.31	5.8785	70.5423	70.54 %
17	Střešinka, Miroslav	145	D	PCC	Min	92	0	15.88	5.7935	69.5223	69.52 %
18	Bulko, Peter	178	D	PCC	Min	90	0	15.54	5.7915	69.4983	69.50 %
19	Bouda, Lukas	11	D	PCC	Min	86	0	15.19	5.6616	67.9395	67.94 %
20	Adam, Michal	1	D	PCC	Min	94	0	16.66	5.6423	67.7079	67.71 %
21	Zalejský, Rostislav	175	D	PCC	Min	84	0	14.94	5.6225	67.4703	67.47 %
22	Kubáč, Vítězslav	64	D	PCC	Min	88	0	16.34	5.3856	64.6275	64.63 %
23	Němeček, Pavel	91	D	PCC	Min	94	0	18.27	5.1450	61.7402	61.74 %
24	Radkovič, Michal	114	D	PCC	Min	88	0	17.34	5.0750	60.9002	60.90 %
25	Musil, Eduard	87	D	PCC	Min	87	10	15.19	5.0691	60.8294	60.83 %
26	Plzák, Jiří	111	D	PCC	Min	86	0	17.00	5.0588	60.7058	60.71 %
27	Korecký, Jan	60	D	PCC	Min	93	20	16.11	4.5313	54.3758	54.38 %
28	Tydláčka, Jiří	158	D	PCC	Min	82	0	20.10	4.0796	48.9554	48.96 %
29	Slavík, Jan	130	D	PCC	Min	88	0	21.96	4.0073	48.0878	48.09 %
30	Durda, Miroslav	22	D	PCC	Min	82	0	20.49	4.0020	48.0242	48.02 %
31	Plzák, Jan	110	D	PCC	Min	86	20	17.09	3.8619	46.3430	46.34 %
32	Bartoš, Richard	3	D	PCC	Min	98	0	26.89	3.6445	43.7342	43.73 %

Stage Results - Production

Place	Name	No.	Class	Div	PF	Points	Pen	Time	Hit Factor	Stage Pts	Stage %
1	Zapletal, Miroslav	176	U	P	Min	100	0	13.37	7.4794	100.0000	100.00 %
2	Riha, Michal	119	U	P	Min	94	0	12.99	7.2363	96.7497	96.75 %
3	Liehne, Jan	75	U	P	Min	92	0	12.86	7.1540	95.6494	95.65 %
4	Ščepko, Samuel	179	U	P	Min	92	0	13.77	6.6812	89.3280	89.33 %
5	Bindik, Franta	9	D	P	Min	92	0	14.00	6.5714	87.8600	87.86 %
6	Vomela, Lukáš	167	U	P	Min	96	0	14.72	6.5217	87.1955	87.20 %
7	Němeček, Zdeněk	92	U	P	Min	92	0	14.70	6.2585	83.6765	83.68 %
8	Jedlička, Jiří	47	U	P	Min	94	0	15.06	6.2417	83.4519	83.45 %
9	Hanzlíček, Ladislav	188	U	P	Min	82	0	13.20	6.2121	83.0561	83.06 %
10	Balej, Zdeněk	2	U	P	Min	86	0	14.11	6.0950	81.4905	81.49 %
11	Laburda, Jiří	71	U	P	Min	90	0	15.08	5.9682	79.7952	79.80 %
12	Cehelský, Petr	15	U	P	Min	86	0	14.68	5.8583	78.3258	78.33 %
13	Neumann, Michal	93	U	P	Min	98	0	16.77	5.8438	78.1319	78.13 %
14	Kala, Jakub	52	U	P	Min	84	0	14.84	5.6604	75.6799	75.68 %
15	Tichý, Lukáš	154	U	P	Min	92	0	16.31	5.6407	75.4165	75.42 %
16	Gabriel, Jiří	28	U	P	Min	94	0	16.92	5.5556	74.2787	74.28 %
17	Váňa, Jindřich	163	U	P	Min	94	0	17.10	5.4971	73.4965	73.50 %
18	Štádlar, Robert	142	U	P	Min	90	0	16.38	5.4945	73.4618	73.46 %
19	Najmonová, Hana	89	U	P	Min	88	0	16.07	5.4760	73.2144	73.21 %

20	Kaprál, Vojtěch	54	U	P	Min	84	0	15.56	5.3985	72.1782	72.18 %
21	Slíva, Tomáš	132	U	P	Min	90	0	16.75	5.3731	71.8387	71.84 %
22	Valvoda, Marek	162	U	P	Min	88	0	16.41	5.3626	71.6983	71.70 %
23	Vančura, Jan	165	U	P	Min	92	0	17.22	5.3426	71.4309	71.43 %
24	Škop, Ctirad	128	U	P	Min	96	0	18.05	5.3186	71.1100	71.11 %
25	Hrubý, Martin	41	U	P	Min	90	0	16.98	5.3004	70.8666	70.87 %
26	Růžička, Milan	122	U	P	Min	96	0	18.17	5.2834	70.6394	70.64 %
27	Čumová, Miroslava	20	U	P	Min	98	0	18.59	5.2717	70.4829	70.48 %
28	Resler, Jan	117	U	P	Min	82	0	15.61	5.2530	70.2329	70.23 %
29	Černý, Lubomír	16	U	P	Min	90	0	17.35	5.1873	69.3545	69.35 %
30	Brázda, Robert	12	U	P	Min	88	0	17.28	5.0926	68.0883	68.09 %
31	Vorlíček, Jan	169	U	P	Min	90	0	18.58	4.8439	64.7632	64.76 %
32	Štaud, František	143	U	P	Min	92	0	19.26	4.7767	63.8647	63.86 %
33	Pánek, Aleš	100	U	P	Min	90	0	18.94	4.7518	63.5318	63.53 %
34	Jurásek, Petr	50	U	P	Min	84	0	17.97	4.6745	62.4983	62.50 %
35	Poláchová, Lucie	113	U	P	Min	86	0	19.02	4.5216	60.4540	60.45 %
36	Konvalina, Pavel	61	U	P	Min	92	0	20.49	4.4900	60.0316	60.03 %
37	Lakosil, Jaroslav	73	U	P	Min	90	0	20.12	4.4732	59.8069	59.81 %
38	Kuhtreiber, Karel	66	U	P	Min	84	0	19.01	4.4187	59.0783	59.08 %
39	Rajman, Jiří	115	U	P	Min	92	0	21.04	4.3726	58.4619	58.46 %
40	Polách, Josef	112	U	P	Min	88	0	20.96	4.1985	56.1342	56.13 %
41	Šurý, Petr	147	U	P	Min	94	0	22.79	4.1246	55.1461	55.15 %
42	Batíkova, Dominika	5	U	P	Min	90	0	22.66	3.9718	53.1032	53.10 %
43	Štěpánová, Martina	144	U	P	Min	84	0	21.19	3.9641	53.0002	53.00 %
44	Slivečka, Zdeněk	133	U	P	Min	78	0	19.82	3.9354	52.6165	52.62 %
45	Mužík, Pavel	88	U	P	Min	70	0	18.10	3.8674	51.7074	51.71 %
46	Klimesh, Pavel	56	U	P	Min	74	0	19.63	3.7697	50.4011	50.40 %
47	Kalbáč, Martin	53	U	P	Min	77	10	19.83	3.3787	45.1734	45.17 %
48	Pinček, Martin	108	U	P	Min	86	0	25.87	3.3243	44.4461	44.45 %
49	Váňa st., Jindra	164	U	P	Min	92	0	29.74	3.0935	41.3603	41.36 %
50	Pícha, Jiří	105	U	P	Min	81	10	26.15	2.7151	36.3010	36.30 %
51	Slavík, Teo	131	U	P	Min	98	0	37.57	2.6085	34.8758	34.88 %
52	Mlynský, Miroslav	86	U	P	Min	79	30	21.18	2.3135	30.9316	30.93 %
53	Pavlíček, Karel	101	U	P	Min	36	200	10.76	0.0000	0.0000	0.00 %

Stage Results - Revolver

Place	Name	No.	Class	Div	PF	Points	Pen	Time	Hit Factor	Stage Pts	Stage %
1	Rossl, Karel	120	U	R	Min	100	0	41.12	2.4319	100.0000	100.00 %

USPSA OAKLEY CHALLENGE 2021 - STG 6 - LAKE - 2021-05-16

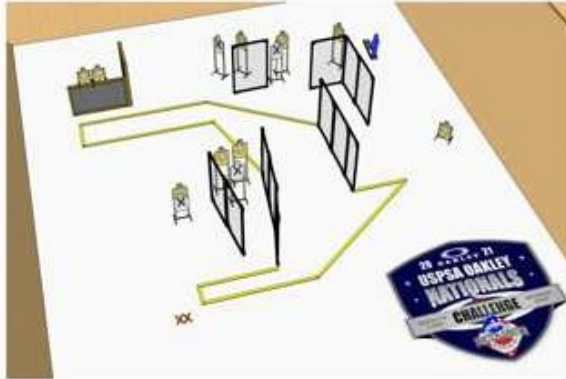


USPSA OAKLEY Challenge 2021

Stage #6 - Lake



START POSITION: Standing Outside the shooting area, both heels touching mark.	
GUN READY CONDITION: Handgun loaded and holstered. PCC loaded, option 1.	
STAGE PROCEDURE: Upon start signal, engage targets from within the fault lines.	
SCORING	RULES
ROUNDS: 21 POINTS: 105 PAPER TARGETS: IPSC: 0 USPSA: 10 POPPERS: 1	A shooter who fires shots while completely outside (both feet out and touching the ground) a shooting area is deemed to have gained a significant advantage and will be given one penalty for each shot fired until presence is re-established in a shooting area. If a competitor starts and fires shots while completely outside a shooting area, foot fault penalties will apply as above. No penalty is assessed if a competitor does not fire any shots while faulting. Having at least one foot in a shooting area and nothing touching outside the shooting



Stage Results - Carry Optics

Place	Name	No.	Class	Div	PF	Points	Pen	Time	Hit Factor	Stage Pts	Stage %
1	Maděránek, Radim	78	U	CO	Min	105	0	10.15	10.3448	105.0000	100.00 %
2	Maška, Richard	81	U	CO	Min	99	0	10.51	9.4196	95.6092	91.06 %
3	Bočarov, Vasil	10	U	CO	Min	97	0	10.70	9.0654	92.0141	87.63 %
4	Pálka, Ján	99	U	CO	Min	95	0	10.62	8.9454	90.7961	86.47 %
5	Mikolášek, Martin	85	U	CO	Min	97	0	11.46	8.4642	85.9119	81.82 %
6	Kozák, Petr	62	U	CO	Min	101	0	12.93	7.8113	79.2849	75.51 %
7	Chalupa, Cyril	17	U	CO	Min	103	0	16.55	6.2236	63.1697	60.16 %
8	Jarmar, František	45	U	CO	Min	91	0	15.24	5.9711	60.6068	57.72 %
9	Mička, Luděk	84	U	CO	Min	97	0	16.40	5.9146	60.0334	57.17 %
10	Matýsek, Jaroslav	82	U	CO	Min	103	0	20.67	4.9831	50.5786	48.17 %
11	Krejčí, Stanislav	63	U	CO	Min	0	0	0.00	0.0000	0.0000	0.00 %

Stage Results - Limited

Place	Name	No.	Class	Div	PF	Points	Pen	Time	Hit Factor	Stage Pts	Stage %
1	Liehne, Zdeněk	76	U	L	Maj	103	0	9.32	11.0515	105.0000	100.00 %
2	Znamenacek, Petr	177	U	L	Maj	102	0	9.68	10.5372	100.1136	95.35 %
3	Rakušan, Josef	185	U	L	Maj	101	0	9.99	10.1101	96.0558	91.48 %
4	Vaclavik, Jaroslav	161	U	L	Maj	99	0	9.82	10.0815	95.7841	91.22 %
5	Horinek, Milos	39	U	L	Maj	100	0	10.41	9.6061	91.2673	86.92 %
6	Novotný, Zdeněk	186	U	L	Min	95	0	10.46	9.0822	86.2897	82.18 %
7	Kadlčík, Karel	51	U	L	Min	99	0	10.92	9.0659	86.1349	82.03 %
8	Kašpar, Josef	55	U	L	Maj	100	0	11.90	8.4034	79.8405	76.04 %
9	Pecha, Tomáš	102	U	L	Min	95	0	11.49	8.2681	78.5550	74.81 %
10	Hladík, Ondrej	36	U	L	Maj	99	0	12.23	8.0948	76.9085	73.25 %
11	Belfin, Dalibor	7	U	L	Min	93	0	11.66	7.9760	75.7798	72.17 %
12	Elstner, Marek	25	U	L	Min	97	0	12.70	7.6378	72.5665	69.11 %
13	Vacko, Robert	160	U	L	Min	103	0	13.66	7.5403	71.6402	68.23 %
14	Gazda, David	29	U	L	Min	93	0	12.39	7.5061	71.3153	67.92 %
15	Šoustar, Ivo	139	U	L	Maj	100	0	13.41	7.4571	70.8497	67.48 %
16	Smejkal, Lukáš	135	U	L	Min	89	0	12.45	7.1486	67.9187	64.68 %

17	Ladič, Tibor	72	U	L	Min	97	0	13.62	7.1219	67.6650	64.44 %
18	Marek, Tomáš	79	U	L	Min	101	0	14.28	7.0728	67.1985	64.00 %
19	Plch, Josef	109	U	L	Min	97	0	13.87	6.9935	66.4451	63.28 %
20	Kadlec, Michal	181	U	L	Maj	96	10	12.48	6.8910	65.4712	62.35 %
21	Špeta, Jakub	141	U	L	Min	87	0	12.67	6.8666	65.2394	62.13 %
22	Komínek, Jiří	57	U	L	Maj	90	0	13.30	6.7669	64.2921	61.23 %
23	Jurásek, Ondřej	49	U	L	Min	93	0	13.80	6.7391	64.0280	60.98 %
24	Fiala jr., Jan	27	U	L	Min	93	0	13.90	6.6906	63.5672	60.54 %
25	Pihávková, Natálie	106	U	L	Min	99	0	14.97	6.6132	62.8318	59.84 %
26	Grohol, Radim	31	U	L	Min	101	0	15.33	6.5884	62.5962	59.62 %
27	David, Jaroslav	21	U	L	Min	89	0	13.52	6.5828	62.5430	59.56 %
28	Vlček, Lukáš	166	U	L	Min	97	0	15.10	6.4238	61.0323	58.13 %
29	Liehne, Irena	74	U	L	Min	103	0	16.07	6.4095	60.8965	58.00 %
30	Vrábel, Lukáš	170	U	L	Min	95	0	15.14	6.2748	59.6167	56.78 %
31	Švadláková, Miroslava	187	U	L	Min	99	0	16.08	6.1567	58.4946	55.71 %
32	Halama, Petr	32	U	L	Min	101	0	16.53	6.1101	58.0519	55.29 %
33	Batěk, Jarda	4	U	L	Min	93	0	15.27	6.0904	57.8647	55.11 %
34	Jašek, František	46	U	L	Min	82	10	11.84	6.0811	57.7764	55.03 %
35	Smejkal, Martin	136	U	L	Min	97	0	15.97	6.0739	57.7080	54.96 %
36	Tischlerová, Markéta	156	U	L	Maj	97	0	16.22	5.9803	56.8187	54.11 %
37	Konvičný, Lumír	59	U	L	Min	97	0	16.56	5.8575	55.6519	53.00 %
38	Janošek, Dušan	44	U	L	Min	91	0	15.56	5.8483	55.5645	52.92 %
39	Meca, Valdemar	83	U	L	Min	91	0	15.58	5.8408	55.4933	52.85 %
40	Chmelíček, Libor	18	U	L	Min	95	0	16.41	5.7892	55.0030	52.38 %
41	Zuska, Petr	184	U	L	Min	95	0	16.70	5.6886	54.0472	51.47 %
42	Fiala, Jan	26	U	L	Min	93	0	16.74	5.5556	52.7836	50.27 %
43	Ševčík, Jan	126	U	L	Min	92	10	15.10	5.4305	51.5950	49.14 %
44	Slováček, Pavel	134	U	L	Min	97	0	18.13	5.3502	50.8321	48.41 %
45	Horáčková, Anna	38	U	L	Min	95	0	18.10	5.2486	49.8668	47.49 %
46	Bernať, Petr	8	U	L	Min	95	0	18.32	5.1856	49.2682	46.92 %
47	Vopařil, Josef	168	U	L	Min	97	0	19.31	5.0233	47.7262	45.45 %
48	Elišák, Milan	24	U	L	Min	101	0	20.57	4.9101	46.6507	44.43 %
49	Hubner, Luboš	42	U	L	Min	97	0	19.86	4.8842	46.4047	44.19 %
50	Tošenovská, Martina	157	U	L	Min	93	0	19.14	4.8589	46.1643	43.97 %
51	Hudeček, František	43	U	L	Min	86	10	15.80	4.8101	45.7006	43.52 %
52	Novák, Miloš	95	U	L	Min	97	0	20.26	4.7878	45.4888	43.32 %
53	Konvičná, Růžena	58	U	L	Min	101	0	21.40	4.7196	44.8408	42.71 %
54	Sixta, Bedřich	127	U	L	Min	97	0	20.79	4.6657	44.3287	42.22 %
55	Machek, Pavel	77	U	L	Min	88	10	16.73	4.6623	44.2964	42.19 %
56	Kukula, Otto	67	U	L	Min	97	0	20.90	4.6411	44.0950	42.00 %
57	Šejvlová, Veronika	125	U	L	Min	97	0	21.83	4.4434	42.2166	40.21 %
58	Svojanovský, Daniel	151	U	L	Maj	98	0	23.32	4.2024	39.9269	38.03 %
59	Kupčík, Pavel	69	U	L	Min	97	0	24.04	4.0349	38.3355	36.51 %
60	Dvořák, Vladislav	23	U	L	Min	88	10	20.34	3.8348	36.4343	34.70 %
61	Částek, Jindřich	14	U	L	Min	92	10	28.57	2.8701	27.2687	25.97 %

Stage Results - Open

Place	Name	No.	Class	Div	PF	Points	Pen	Time	Hit Factor	Stage Pts	Stage %
1	Glac, Martin	30	U	O	Maj	104	0	9.53	10.9129	105.0000	100.00 %
2	Běhal, Jiří	6	U	O	Maj	97	0	9.40	10.3191	99.2867	94.56 %
3	Novotny, Martin	98	U	O	Maj	103	0	10.07	10.2284	98.4140	93.73 %
4	Navrátil, Martin	90	U	O	Maj	100	0	9.87	10.1317	97.4836	92.84 %
5	Novotný, Jaroslav	97	U	O	Min	99	0	10.71	9.2437	88.9396	84.70 %
6	Samek, Petr	123	U	O	Maj	92	10	9.00	9.1111	87.6637	83.49 %
7	Richter, Petr	118	U	O	Maj	102	0	11.75	8.6809	83.5245	79.55 %
8	Šustrová, Kateřina	149	U	O	Maj	94	0	11.29	8.3260	80.1098	76.30 %
9	Žáček, Milan	174	U	O	Maj	101	0	13.78	7.3295	70.5218	67.16 %
10	Heneš, Zdeněk	183	U	O	Maj	98	0	13.96	7.0201	67.5449	64.33 %
11	Vystyd, Václav	172	U	O	Maj	94	10	12.17	6.9022	66.4105	63.25 %
12	Novotná, Natálie	96	U	O	Maj	97	0	14.11	6.8746	66.1449	63.00 %

Stage Results - PCC

Place	Name	No.	Class	Div	PF	Points	Pen	Time	Hit Factor	Stage Pts	Stage %
1	Slavík, Daniel	129	D	PCC	Min	99	0	8.08	12.2525	105.0000	100.00 %
2	Sudek, Lukáš	146	D	PCC	Min	101	0	8.76	11.5297	98.8058	94.10 %
3	Rozehnal, Pavel	121	D	PCC	Min	101	0	9.73	10.3803	88.9558	84.72 %
4	Vysloužil, Tomáš	171	D	PCC	Min	95	0	9.21	10.3149	88.3954	84.19 %
5	Bures, Vitezslav	13	D	PCC	Min	97	0	9.54	10.1677	87.1339	82.98 %
6	Nosál, Matúš	94	D	PCC	Min	95	0	9.97	9.5286	81.6570	77.77 %
7	Telek, Jozef	153	D	PCC	Min	98	10	9.35	9.4118	80.6561	76.82 %
8	Heglas, Jakub	33	D	PCC	Min	97	0	10.59	9.1596	78.4948	74.76 %
9	Rataj, Jan	116	D	PCC	Min	97	0	10.63	9.1251	78.1992	74.48 %
10	Cimburek, Lukas	19	D	PCC	Min	105	0	11.52	9.1146	78.1092	74.39 %
11	Synek, Miloš	152	D	PCC	Min	96	10	9.56	8.9958	77.0911	73.42 %
12	Střešinka, Miroslav	145	D	PCC	Min	101	0	11.33	8.9144	76.3936	72.76 %
13	Svoboda, Jiří	150	D	PCC	Min	99	0	11.44	8.6538	74.1603	70.63 %
14	Španihelova, Tereza	140	D	PCC	Min	105	0	12.15	8.6420	74.0592	70.53 %
15	Šustr, Miloš	148	D	PCC	Min	103	0	11.96	8.6120	73.8021	70.29 %
16	Kubáč, Vítězslav	64	D	PCC	Min	101	0	11.82	8.5448	73.2262	69.74 %
17	Němeček, Pavel	91	D	PCC	Min	101	0	12.18	8.2923	71.0624	67.68 %
18	Radkovič, Michal	114	D	PCC	Min	97	0	12.81	7.5722	64.8913	61.80 %
19	Plzák, Jiří	111	D	PCC	Min	103	0	13.65	7.5458	64.6651	61.59 %
20	Bulko, Peter	178	D	PCC	Min	95	0	12.61	7.5337	64.5614	61.49 %
21	Kučerík, Petr	65	D	PCC	Min	89	0	11.86	7.5042	64.3086	61.25 %
22	Tydláčka, Jiří	158	D	PCC	Min	91	0	12.22	7.4468	63.8167	60.78 %
23	Adam, Michal	1	D	PCC	Min	99	0	13.49	7.3388	62.8912	59.90 %
24	Korecký, Jan	60	D	PCC	Min	105	0	14.34	7.3222	62.7489	59.76 %
25	Musil, Eduard	87	D	PCC	Min	91	0	12.50	7.2800	62.3873	59.42 %
26	Bouda, Lukas	11	D	PCC	Min	93	10	11.56	7.1799	61.5294	58.60 %
27	Zalejský, Rostislav	175	D	PCC	Min	95	0	13.27	7.1590	61.3503	58.43 %
28	Slavík, Jan	130	D	PCC	Min	101	0	14.81	6.8197	58.4426	55.66 %
29	Durda, Miroslav	22	D	PCC	Min	101	0	17.54	5.7583	49.3468	47.00 %
30	Bartoš, Richard	3	D	PCC	Min	101	0	19.18	5.2659	45.1271	42.98 %
31	Peša, Jaroslav	103	D	PCC	Min	99	0	19.93	4.9674	42.5690	40.54 %
32	Plzák, Jan	110	D	PCC	Min	87	40	11.91	3.9463	33.8185	32.21 %

Stage Results - Production

Place	Name	No.	Class	Div	PF	Points	Pen	Time	Hit Factor	Stage Pts	Stage %
1	Zapletal, Miroslav	176	U	P	Min	101	0	9.91	10.1917	105.0000	100.00 %
2	Liehne, Jan	75	U	P	Min	97	0	10.76	9.0149	92.8760	88.45 %
3	Balej, Zdeněk	2	U	P	Min	101	0	11.22	9.0018	92.7411	88.32 %
4	Hanzlíček, Ladislav	188	U	P	Min	99	0	11.29	8.7688	90.3406	86.04 %
5	Riha, Michal	119	U	P	Min	95	0	10.91	8.7076	89.7101	85.44 %
6	Kala, Jakub	52	U	P	Min	103	0	12.16	8.4704	87.2663	83.11 %
7	Bindik, Franta	9	D	P	Min	101	0	11.94	8.4590	87.1489	83.00 %
8	Najmonová, Hana	89	U	P	Min	103	0	12.68	8.1230	83.6872	79.70 %
9	Hrubý, Martin	41	U	P	Min	97	0	12.05	8.0498	82.9331	78.98 %
10	Němeček, Zdeněk	92	U	P	Min	91	0	11.35	8.0176	82.6013	78.67 %
11	Cehelský, Petr	15	U	P	Min	97	0	12.28	7.8990	81.3795	77.50 %
12	Kaprál, Vojtěch	54	U	P	Min	99	0	12.57	7.8759	81.1415	77.28 %
13	Ščepko, Samuel	179	U	P	Min	105	0	13.58	7.7320	79.6589	75.87 %
14	Valvoda, Marek	162	U	P	Min	95	0	12.29	7.7299	79.6373	75.85 %
15	Pavlíček, Karel	101	U	P	Min	99	0	12.85	7.7043	79.3736	75.59 %
16	Jedlička, Jiří	47	U	P	Min	99	0	13.34	7.4213	76.4580	72.82 %
17	Laburda, Jiří	71	U	P	Min	87	0	11.78	7.3854	76.0881	72.46 %
18	Vančura, Jan	165	U	P	Min	103	0	13.95	7.3835	76.0685	72.45 %
19	Resler, Jan	117	U	P	Min	91	0	12.44	7.3151	75.3638	71.78 %
20	Brázda, Robert	12	U	P	Min	99	0	14.00	7.0714	72.8531	69.38 %
21	Vorlíček, Jan	169	U	P	Min	103	0	15.04	6.8484	70.5556	67.20 %

22	Tichý, Lukáš	154	U	P	Min	95	0	13.97	6.8003	70.0601	66.72 %
23	Škop, Ctirad	128	U	P	Min	95	0	14.15	6.7138	69.1689	65.88 %
24	Čumová, Miroslava	20	U	P	Min	101	0	15.20	6.6447	68.4570	65.20 %
25	Kuhtreiber, Karel	66	U	P	Min	97	0	14.78	6.5629	67.6143	64.39 %
26	Štaud, František	143	U	P	Min	101	0	15.43	6.5457	67.4371	64.23 %
27	Gabriel, Jiří	28	U	P	Min	91	0	14.13	6.4402	66.3502	63.19 %
28	Slíva, Tomáš	132	U	P	Min	91	0	14.13	6.4402	66.3502	63.19 %
29	Konvalina, Pavel	61	U	P	Min	99	0	15.75	6.2857	64.7584	61.67 %
30	Vomela, Lukáš	167	U	P	Min	99	0	16.25	6.0923	62.7659	59.78 %
31	Štádl, Robert	142	U	P	Min	97	0	16.17	5.9988	61.8026	58.86 %
32	Pánek, Aleš	100	U	P	Min	81	0	13.73	5.8995	60.7796	57.89 %
33	Mužík, Pavel	88	U	P	Min	93	0	16.34	5.6916	58.6377	55.85 %
34	Rajman, Jiří	115	U	P	Min	103	0	18.20	5.6593	58.3049	55.53 %
35	Neumann, Michal	93	U	P	Min	93	0	16.53	5.6261	57.9629	55.20 %
36	Šurý, Petr	147	U	P	Min	103	0	18.50	5.5676	57.3602	54.63 %
37	Jurásek, Petr	50	U	P	Min	99	0	17.80	5.5618	57.3005	54.57 %
38	Růžička, Milan	122	U	P	Min	97	0	17.49	5.5460	57.1377	54.42 %
39	Polách, Josef	112	U	P	Min	101	0	18.56	5.4418	56.0642	53.39 %
40	Slivečka, Zdeněk	133	U	P	Min	97	0	18.36	5.2832	54.4302	51.84 %
41	Poláčková, Lucie	113	U	P	Min	89	0	17.18	5.1804	53.3711	50.83 %
42	Černý, Lubomír	16	U	P	Min	89	0	17.73	5.0197	51.7155	49.25 %
43	Klimeš, Pavel	56	U	P	Min	82	10	14.53	4.9553	51.0520	48.62 %
44	Pícha, Jiří	105	U	P	Min	93	0	21.12	4.4034	45.3660	43.21 %
45	Kalbáč, Martin	53	U	P	Min	88	10	17.73	4.3993	45.3238	43.17 %
46	Lakosil, Jaroslav	73	U	P	Min	89	0	20.36	4.3713	45.0353	42.89 %
47	Mlynský, Miroslav	86	U	P	Min	85	0	19.95	4.2607	43.8959	41.81 %
48	Štěpánová, Martina	144	U	P	Min	91	30	14.48	4.2127	43.4013	41.33 %
49	Batíková, Dominika	5	U	P	Min	95	0	22.77	4.1722	42.9841	40.94 %
50	Slavík, Teo	131	U	P	Min	103	0	24.74	4.1633	42.8924	40.85 %
51	Váňa, Jindřich	163	U	P	Min	93	0	22.89	4.0629	41.8580	39.86 %
52	Pinček, Martin	108	U	P	Min	82	10	21.98	3.2757	33.7479	32.14 %
53	Váňa st., Jindra	164	U	P	Min	97	0	38.04	2.5499	26.2703	25.02 %

Stage Results - Revolver

Place	Name	No.	Class	Div	PF	Points	Pen	Time	Hit Factor	Stage Pts	Stage %
1	Rossl, Karel	120	U	R	Min	105	0	34.49	3.0444	105.0000	100.00 %

USPSA OAKLEY CHALLENGE 2021 - STG 7 - OVER THE BRIDGE - 2021-05-16



START POSITION: Standing Outside the shooting area, both heels touching mark.	
GUN READY CONDITION: Handgun loaded and holstered. PCC loaded - Option 1	
STAGE PROCEDURE: Upon start signal, engage targets from within the fault lines.	
SCORING: COMSTOCK	RULES
ROUNDS: 20	A shooter who fires shots while completely outside (both feet out and touching the ground) a shooting area is deemed to have gained a significant advantage and will be given one penalty for each shot fired until presence is re-established in a shooting area. If a competitor starts and fires shots while completely outside a shooting area, foot fault penalties will apply as above. No penalty is assessed if a competitor does not fire any shots while faulting. Having at least one foot in a shooting area and nothing touching outside the shooting
POINTS: 130	
PAPER TARGETS	
IPSC: 0	
USPSA: 11	
POPPERS: 4	



Stage Results - Carry Optics

Place	Name	No.	Class	Div	PF	Points	Pen	Time	Hit Factor	Stage Pts	Stage %
1	Pálka, Ján	99	U	CO	Min	126	0	17.13	7.3555	130.0000	100.00 %
2	Maděránek, Radim	78	U	CO	Min	124	0	17.72	6.9977	123.6763	95.14 %
3	Maška, Richard	81	U	CO	Min	120	0	18.31	6.5538	115.8309	89.10 %
4	Bočarov, Vasil	10	U	CO	Min	112	0	17.31	6.4702	114.3533	87.96 %
5	Mikolášek, Martin	85	U	CO	Min	112	0	18.24	6.1404	108.5245	83.48 %
6	Kozák, Petr	62	U	CO	Min	104	0	19.00	5.4737	96.7414	74.42 %
7	Mička, Luděk	84	U	CO	Min	118	0	24.84	4.7504	83.9579	64.58 %
8	Chalupa, Cyril	17	U	CO	Min	124	0	26.17	4.7382	83.7422	64.42 %
9	Jarmar, František	45	U	CO	Min	114	0	25.65	4.4444	78.5497	60.42 %
10	Matýsek, Jaroslav	82	U	CO	Min	117	10	40.69	2.6296	46.4752	35.75 %
11	Krejčí, Stanislav	63	U	CO	Min	0	0	0.00	0.0000	0.0000	0.00 %

Stage Results - Limited

Place	Name	No.	Class	Div	PF	Points	Pen	Time	Hit Factor	Stage Pts	Stage %
1	Liehne, Zdeněk	76	U	L	Maj	126	0	17.17	7.3384	130.0000	100.00 %
2	Rakušan, Josef	185	U	L	Maj	126	0	18.18	6.9307	122.7776	94.44 %
3	Kadlčík, Karel	51	U	L	Min	124	0	19.24	6.4449	114.1716	87.82 %
4	Hladík, Ondrej	36	U	L	Maj	117	0	18.83	6.2135	110.0724	84.67 %
5	Horinek, Milos	39	U	L	Maj	118	0	19.20	6.1458	108.8731	83.75 %
6	Šoustar, Ivo	139	U	L	Maj	128	0	20.95	6.1098	108.2353	83.26 %
7	Znamenacek, Petr	177	U	L	Maj	121	0	20.40	5.9314	105.0749	80.83 %
8	Vaclavik, Jaroslav	161	U	L	Maj	111	10	17.18	5.8789	104.1449	80.11 %
9	Ševčík, Jan	126	U	L	Min	122	0	20.91	5.8345	103.3584	79.51 %
10	Belfin, Dalibor	7	U	L	Min	120	0	20.72	5.7915	102.5966	78.92 %
11	Pecha, Tomáš	102	U	L	Min	122	0	21.41	5.6983	100.9456	77.65 %
12	Smejkal, Martin	136	U	L	Min	128	0	22.81	5.6116	99.4097	76.47 %
13	Vlček, Lukáš	166	U	L	Min	122	0	22.17	5.5029	97.4841	74.99 %
14	Fiala, Jan	26	U	L	Min	116	0	21.10	5.4976	97.3902	74.92 %
15	Tischlerová, Markéta	156	U	L	Maj	123	0	22.62	5.4377	96.3290	74.10 %
16	Novotný, Zdeněk	186	U	L	Min	126	0	23.30	5.4077	95.7976	73.69 %

17	Elstner, Marek	25	U	L	Min	124	0	23.00	5.3913	95.5071	73.47 %
18	Jašek, František	46	U	L	Min	114	0	21.60	5.2778	93.4964	71.92 %
19	Kadlec, Michal	181	U	L	Maj	122	0	23.41	5.2114	92.3201	71.02 %
20	Jurásek, Ondřej	49	U	L	Min	114	0	21.93	5.1984	92.0898	70.84 %
21	Kašpar, Josef	55	U	L	Maj	121	0	23.71	5.1033	90.4051	69.54 %
22	Dvořák, Vladislav	23	U	L	Min	116	0	22.91	5.0633	89.6965	69.00 %
23	Vrábel, Lukáš	170	U	L	Min	120	0	23.75	5.0526	89.5070	68.85 %
24	Halama, Petr	32	U	L	Min	118	0	23.60	5.0000	88.5752	68.13 %
25	Ladič, Tibor	72	U	L	Min	112	0	22.48	4.9822	88.2598	67.89 %
26	Gazda, David	29	U	L	Min	118	0	23.69	4.9810	88.2386	67.88 %
27	Machek, Pavel	77	U	L	Min	124	0	24.97	4.9660	87.9729	67.67 %
28	Liehne, Irena	74	U	L	Min	124	0	25.23	4.9148	87.0658	66.97 %
29	Kukula, Otto	67	U	L	Min	120	0	24.46	4.9060	86.9100	66.85 %
30	Vacko, Robert	160	U	L	Min	112	0	23.06	4.8569	86.0401	66.18 %
31	Komínek, Jiří	57	U	L	Maj	111	0	23.06	4.8135	85.2713	65.59 %
32	Grohol, Radim	31	U	L	Min	122	0	25.41	4.8013	85.0552	65.43 %
33	Špeta, Jakub	141	U	L	Min	106	0	22.32	4.7491	84.1305	64.72 %
34	Hudeček, František	43	U	L	Min	118	0	24.95	4.7295	83.7832	64.45 %
35	David, Jaroslav	21	U	L	Min	110	0	23.49	4.6828	82.9560	63.81 %
36	Hubner, Luboš	42	U	L	Min	122	0	26.61	4.5847	81.2181	62.48 %
37	Vopařil, Josef	168	U	L	Min	122	0	26.76	4.5590	80.7628	62.13 %
38	Chmelíček, Libor	18	U	L	Min	112	0	24.76	4.5234	80.1322	61.64 %
39	Pihávková, Natálie	106	U	L	Min	106	0	24.26	4.3693	77.4023	59.54 %
40	Sixta, Bedřich	127	U	L	Min	120	0	27.93	4.2965	76.1126	58.55 %
41	Zuska, Petr	184	U	L	Min	98	0	22.84	4.2907	76.0099	58.47 %
42	Batěk, Jarda	4	U	L	Min	107	10	22.76	4.2619	75.4997	58.08 %
43	Janošek, Dušan	44	U	L	Min	105	10	23.28	4.0808	72.2915	55.61 %
44	Horáčková, Anna	38	U	L	Min	110	0	27.17	4.0486	71.7211	55.17 %
45	Konvičný, Lumír	59	U	L	Min	120	0	29.73	4.0363	71.5032	55.00 %
46	Švadlaková, Miroslava	187	U	L	Min	118	0	29.49	4.0014	70.8849	54.53 %
47	Konvičná, Růžena	58	U	L	Min	120	0	30.18	3.9761	70.4367	54.18 %
48	Plch, Josef	109	U	L	Min	103	10	24.13	3.8541	68.2755	52.52 %
49	Slováček, Pavel	134	U	L	Min	101	10	24.87	3.6590	64.8193	49.86 %
50	Novák, Miloš	95	U	L	Min	116	0	32.34	3.5869	63.5421	48.88 %
51	Šejvlová, Veronika	125	U	L	Min	118	0	33.92	3.4788	61.6271	47.41 %
52	Bernat, Petr	8	U	L	Min	98	0	28.71	3.4134	60.4685	46.51 %
53	Smejkal, Lukáš	135	U	L	Min	101	30	21.69	3.2734	57.9884	44.61 %
54	Kupčík, Pavel	69	U	L	Min	120	0	37.20	3.2258	57.1452	43.96 %
55	Fiala jr., Jan	27	U	L	Min	106	0	33.62	3.1529	55.8537	42.96 %
56	Svojanovský, Daniel	151	U	L	Maj	108	20	29.91	2.9422	52.1212	40.09 %
57	Tošenovská, Martina	157	U	L	Min	97	40	19.85	2.8715	50.8687	39.13 %
58	Meca, Valdemar	83	U	L	Min	90	20	26.64	2.6276	46.5480	35.81 %
59	Elišák, Milan	24	U	L	Min	126	70	33.73	1.6602	29.4105	22.62 %
60	Marek, Tomáš	79	U	L	Min	118	80	25.04	1.5176	26.8843	20.68 %
61	Částek, Jindřich	14	U	L	Min	97	80	35.43	0.4798	8.4997	6.54 %

Stage Results - Open

Place	Name	No.	Class	Div	PF	Points	Pen	Time	Hit Factor	Stage Pts	Stage %
1	Navrátil, Martin	90	U	O	Maj	126	0	16.42	7.6736	130.0000	100.00 %
2	Heneš, Zdeněk	183	U	O	Maj	123	0	16.08	7.6493	129.5883	99.68 %
3	Samek, Petr	123	U	O	Maj	117	0	15.65	7.4760	126.6524	97.42 %
4	Běhal, Jiří	6	U	O	Maj	120	0	16.15	7.4303	125.8782	96.83 %
5	Novotny, Martin	98	U	O	Maj	125	0	17.45	7.1633	121.3549	93.35 %
6	Glac, Martin	30	U	O	Maj	121	0	17.36	6.9700	118.0802	90.83 %
7	Novotný, Jaroslav	97	U	O	Min	124	0	18.32	6.7686	114.6682	88.21 %
8	Richter, Petr	118	U	O	Maj	124	0	18.84	6.5817	111.5019	85.77 %
9	Vystyd, Václav	172	U	O	Maj	118	0	18.01	6.5519	110.9971	85.38 %
10	Šustrová, Kateřina	149	U	O	Maj	121	0	19.49	6.2083	105.1761	80.90 %
11	Novotná, Natálie	96	U	O	Maj	115	10	20.65	5.0847	86.1409	66.26 %

12	Žáček, Milan	174	U	O	Maj	119	10	26.57	4.1024	69.4996	53.46 %
----	--------------	-----	---	---	-----	-----	----	-------	--------	---------	---------

Stage Results - PCC

Place	Name	No.	Class	Div	PF	Points	Pen	Time	Hit Factor	Stage Pts	Stage %
1	Sudek, Lukáš	146	D	PCC	Min	114	0	13.25	8.6038	130.0000	100.00 %
2	Slavík, Daniel	129	D	PCC	Min	120	0	14.81	8.1026	122.4271	94.17 %
3	Vysloužil, Tomáš	171	D	PCC	Min	122	0	17.09	7.1387	107.8629	82.97 %
4	Heglas, Jakub	33	D	PCC	Min	122	0	17.10	7.1345	107.7995	82.92 %
5	Rozehnal, Pavel	121	D	PCC	Min	120	0	16.94	7.0838	107.0334	82.33 %
6	Bures, Vitezslav	13	D	PCC	Min	120	0	17.22	6.9686	105.2928	80.99 %
7	Nosál, Matúš	94	D	PCC	Min	112	0	16.13	6.9436	104.9150	80.70 %
8	Svoboda, Jiří	150	D	PCC	Min	120	0	17.61	6.8143	102.9614	79.20 %
9	Synek, Miloš	152	D	PCC	Min	118	0	17.40	6.7816	102.4673	78.82 %
10	Španihelova, Tereza	140	D	PCC	Min	124	0	18.84	6.5817	99.4469	76.50 %
11	Bulko, Peter	178	D	PCC	Min	122	0	18.60	6.5591	99.1054	76.23 %
12	Rataj, Jan	116	D	PCC	Min	118	0	18.26	6.4622	97.6413	75.11 %
13	Telek, Jozef	153	D	PCC	Min	111	10	15.89	6.3562	96.0397	73.88 %
14	Kubáč, Vítězslav	64	D	PCC	Min	118	0	18.77	6.2866	94.9880	73.07 %
15	Adam, Michal	1	D	PCC	Min	126	0	20.51	6.1433	92.8228	71.40 %
16	Peša, Jaroslav	103	D	PCC	Min	120	0	19.65	6.1069	92.2728	70.98 %
17	Tydláčka, Jiří	158	D	PCC	Min	114	0	19.17	5.9468	89.8538	69.12 %
18	Střešinka, Miroslav	145	D	PCC	Min	116	0	20.05	5.7855	87.4166	67.24 %
19	Kučerík, Petr	65	D	PCC	Min	110	0	19.15	5.7441	86.7911	66.76 %
20	Plzák, Jiří	111	D	PCC	Min	124	0	22.18	5.5906	84.4717	64.98 %
21	Němeček, Pavel	91	D	PCC	Min	124	0	22.44	5.5258	83.4926	64.23 %
22	Korecký, Jan	60	D	PCC	Min	120	0	21.95	5.4670	82.6042	63.54 %
23	Radkovič, Michal	114	D	PCC	Min	120	0	22.22	5.4005	81.5994	62.77 %
24	Musil, Eduard	87	D	PCC	Min	105	10	17.93	5.2984	80.0567	61.58 %
25	Bouda, Lukas	11	D	PCC	Min	115	10	19.90	5.2764	79.7243	61.33 %
26	Zalejský, Rostislav	175	D	PCC	Min	114	0	22.25	5.1236	77.4156	59.55 %
27	Plzák, Jan	110	D	PCC	Min	111	10	19.82	5.0959	76.9970	59.23 %
28	Slavík, Jan	130	D	PCC	Min	116	0	23.97	4.8394	73.1214	56.25 %
29	Bartoš, Richard	3	D	PCC	Min	130	0	27.10	4.7970	72.4808	55.75 %
30	Šustr, Miloš	148	D	PCC	Min	128	0	29.34	4.3626	65.9172	50.71 %
31	Durda, Miroslav	22	D	PCC	Min	116	0	26.84	4.3219	65.3022	50.23 %
32	Cimburek, Lukas	19	D	PCC	Min	115	10	29.42	3.5690	53.9262	41.48 %

Stage Results - Production

Place	Name	No.	Class	Div	PF	Points	Pen	Time	Hit Factor	Stage Pts	Stage %
1	Zapletal, Miroslav	176	U	P	Min	118	0	16.97	6.9534	130.0000	100.00 %
2	Riha, Michal	119	U	P	Min	116	0	16.89	6.8680	128.4034	98.77 %
3	Balej, Zdeněk	2	U	P	Min	118	0	18.19	6.4871	121.2821	93.29 %
4	Bindík, Franta	9	D	P	Min	114	0	17.77	6.4153	119.9397	92.26 %
5	Ščepko, Samuel	179	U	P	Min	122	0	19.10	6.3874	119.4181	91.86 %
6	Liehne, Jan	75	U	P	Min	112	0	17.91	6.2535	116.9147	89.93 %
7	Tichý, Lukáš	154	U	P	Min	120	0	19.67	6.1007	114.0580	87.74 %
8	Němeček, Zdeněk	92	U	P	Min	118	0	19.54	6.0389	112.9026	86.85 %
9	Kala, Jakub	52	U	P	Min	124	0	20.77	5.9701	111.6163	85.86 %
10	Hanzlíček, Ladislav	188	U	P	Min	124	0	20.83	5.9530	111.2966	85.61 %
11	Hrubý, Martin	41	U	P	Min	122	0	21.15	5.7683	107.8435	82.96 %
12	Cehelský, Petr	15	U	P	Min	118	0	20.61	5.7254	107.0414	82.34 %
13	Jedlička, Jiří	47	U	P	Min	110	0	19.42	5.6643	105.8991	81.46 %
14	Laburda, Jiří	71	U	P	Min	116	0	20.61	5.6283	105.2261	80.94 %
15	Vomela, Lukáš	167	U	P	Min	116	0	20.80	5.5769	104.2651	80.20 %
16	Škop, Ctirad	128	U	P	Min	118	0	21.36	5.5243	103.2817	79.45 %
17	Slíva, Tomáš	132	U	P	Min	116	0	21.16	5.4820	102.4909	78.84 %
18	Štaud, František	143	U	P	Min	120	0	22.09	5.4323	101.5617	78.12 %
19	Černý, Lubomír	16	U	P	Min	124	0	23.02	5.3866	100.7073	77.47 %

20	Neumann, Michal	93	U	P	Min	120	0	22.47	5.3405	99.8454	76.80 %
21	Čumová, Miroslava	20	U	P	Min	124	0	23.84	5.2013	97.2429	74.80 %
22	Brázda, Robert	12	U	P	Min	118	0	22.74	5.1891	97.0148	74.63 %
23	Pavlíček, Karel	101	U	P	Min	106	0	20.64	5.1357	96.0165	73.86 %
24	Valvoda, Marek	162	U	P	Min	120	0	23.52	5.1020	95.3864	73.37 %
25	Kaprál, Vojtěch	54	U	P	Min	108	0	21.22	5.0895	95.1527	73.19 %
26	Kuhtreiber, Karel	66	U	P	Min	118	0	24.10	4.8963	91.5407	70.42 %
27	Jurásek, Petr	50	U	P	Min	118	0	24.39	4.8380	90.4507	69.58 %
28	Najmonová, Hana	89	U	P	Min	118	0	24.73	4.7715	89.2074	68.62 %
29	Klimesš, Pavel	56	U	P	Min	114	0	23.94	4.7619	89.0280	68.48 %
30	Mužík, Pavel	88	U	P	Min	116	0	24.41	4.7522	88.8466	68.34 %
31	Růžička, Milan	122	U	P	Min	114	0	24.39	4.6740	87.3846	67.22 %
32	Vorlíček, Jan	169	U	P	Min	111	10	21.66	4.6630	87.1789	67.06 %
33	Pánek, Aleš	100	U	P	Min	118	0	25.87	4.5613	85.2776	65.60 %
34	Váňa, Jindřich	163	U	P	Min	110	0	24.18	4.5492	85.0513	65.42 %
35	Rajman, Jiří	115	U	P	Min	118	0	26.53	4.4478	83.1556	63.97 %
36	Konvalina, Pavel	61	U	P	Min	110	0	24.85	4.4266	82.7592	63.66 %
37	Batíkova, Dominika	5	U	P	Min	122	0	27.86	4.3790	81.8693	62.98 %
38	Vančura, Jan	165	U	P	Min	120	0	27.61	4.3463	81.2579	62.51 %
39	Poláchová, Lucie	113	U	P	Min	106	0	24.42	4.3407	81.1532	62.43 %
40	Gabriel, Jiří	28	U	P	Min	108	20	20.67	4.2574	79.5959	61.23 %
41	Lakosil, Jaroslav	73	U	P	Min	106	0	25.97	4.0816	76.3091	58.70 %
42	Šurý, Petr	147	U	P	Min	118	0	29.17	4.0453	75.6305	58.18 %
43	Resler, Jan	117	U	P	Min	93	10	20.61	4.0272	75.2921	57.92 %
44	Polách, Josef	112	U	P	Min	100	0	25.90	3.8610	72.1848	55.53 %
45	Slivečka, Zdeněk	133	U	P	Min	101	10	24.43	3.7249	69.6403	53.57 %
46	Kalbáč, Martin	53	U	P	Min	109	10	27.57	3.5909	67.1351	51.64 %
47	Štěpánová, Martina	144	U	P	Min	110	0	30.79	3.5726	66.7929	51.38 %
48	Štádler, Robert	142	U	P	Min	97	10	24.40	3.5656	66.6621	51.28 %
49	Pícha, Jiří	105	U	P	Min	116	0	32.92	3.5237	65.8787	50.68 %
50	Pinček, Martin	108	U	P	Min	114	0	32.93	3.4619	64.7233	49.79 %
51	Váňa st., Jindra	164	U	P	Min	114	0	33.83	3.3698	63.0014	48.46 %
52	Slavík, Teo	131	U	P	Min	113	10	35.86	2.8723	53.7002	41.31 %
53	Mlynský, Miroslav	86	U	P	Min	97	10	33.65	2.5854	48.3364	37.18 %

Stage Results - Revolver

Place	Name	No.	Class	Div	PF	Points	Pen	Time	Hit Factor	Stage Pts	Stage %
1	Rossl, Karel	120	U	R	Min	118	0	28.93	4.0788	130.0000	100.00 %

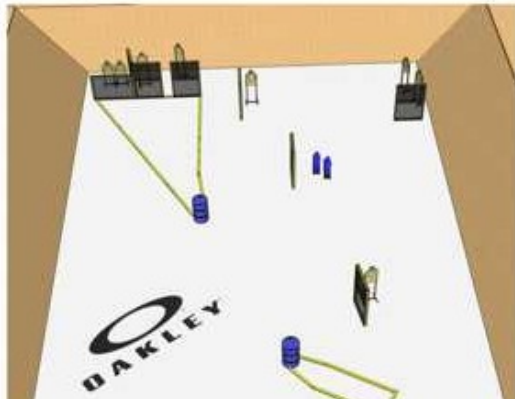
USPSA OAKLEY CHALLENGE 2021 - STG 8 - U2 - 2021-05-16



USPSA OAKLEY Challenge 2021
Stage #8 - U2



START POSITION: Standing anywhere in the shooting area.	
GUN READY CONDITION: Handgun loaded and holstered. PCC option 1.	
STAGE PROCEDURE: Upon start signal, engage targets from within the fault lines.	
SCORING: COMSTOCK	RULES
ROUNDS: 20	A shooter who fires shots while completely outside (both feet out and touching the ground) a shooting area is deemed to have gained a significant advantage and will be given one penalty for each shot fired until presence is re-established in a shooting area. If a competitor starts and fires shots while completely outside a shooting area, foot fault penalties will apply as above. No penalty is assessed if a competitor does not fire any shots while faulting. Having at least one foot in a shooting area and nothing touching outside the shooting
POINTS: 120	
PAPER TARGETS: 0	
IPSC: 8	
USPSA: 2	



Stage Results - Carry Optics

Place	Name	No.	Class	Div	PF	Points	Pen	Time	Hit Factor	Stage Pts	Stage %
1	Maděránek, Radim	78	U	CO	Min	90	0	9.59	9.3848	90.0000	100.00 %
2	Pálka, Ján	99	U	CO	Min	86	0	9.97	8.6259	82.7222	91.91 %
3	Mikolášek, Martin	85	U	CO	Min	86	0	11.07	7.7687	74.5016	82.78 %
4	Bočarov, Vasil	10	U	CO	Min	78	0	10.29	7.5802	72.6939	80.77 %
5	Maška, Richard	81	U	CO	Min	82	0	11.10	7.3874	70.8450	78.72 %
6	Kozák, Petr	62	U	CO	Min	72	0	10.42	6.9098	66.2648	73.63 %
7	Mička, Luděk	84	U	CO	Min	86	0	14.47	5.9433	56.9961	63.33 %
8	Chalupa, Cyril	17	U	CO	Min	86	0	15.67	5.4882	52.6317	58.48 %
9	Jarmar, František	45	U	CO	Min	68	0	14.37	4.7321	45.3807	50.42 %
10	Matýsek, Jaroslav	82	U	CO	Min	82	0	21.18	3.8716	37.1285	41.25 %
11	Krejčí, Stanislav	63	U	CO	Min	0	0	0.00	0.0000	0.0000	0.00 %

Stage Results - Limited

Place	Name	No.	Class	Div	PF	Points	Pen	Time	Hit Factor	Stage Pts	Stage %
1	Rakušan, Josef	185	U	L	Maj	87	0	9.52	9.1387	90.0000	100.00 %
2	Vaclavik, Jaroslav	161	U	L	Maj	82	0	9.46	8.6681	85.3654	94.85 %
3	Horinek, Milos	39	U	L	Maj	87	0	10.57	8.2308	81.0588	90.07 %
4	Kadlčík, Karel	51	U	L	Min	88	0	10.73	8.2013	80.7683	89.74 %
5	Liehne, Zdeněk	76	U	L	Maj	82	0	10.02	8.1836	80.5940	89.55 %
6	Znamenacek, Petr	177	U	L	Maj	85	0	10.81	7.8631	77.4376	86.04 %
7	Kadlec, Michal	181	U	L	Maj	85	0	10.86	7.8269	77.0811	85.65 %
8	Vlček, Lukáš	166	U	L	Min	84	0	10.81	7.7706	76.5266	85.03 %
9	Kašpar, Josef	55	U	L	Maj	88	0	11.34	7.7601	76.4232	84.91 %
10	Novotný, Zdeněk	186	U	L	Min	88	0	11.46	7.6789	75.6236	84.03 %
11	Šoustar, Ivo	139	U	L	Maj	88	0	12.21	7.2072	70.9781	78.86 %
12	Pecha, Tomáš	102	U	L	Min	82	0	11.41	7.1867	70.7763	78.64 %
13	Ladič, Tibor	72	U	L	Min	84	0	12.22	6.8740	67.6967	75.22 %
14	Jašek, František	46	U	L	Min	82	0	11.93	6.8734	67.6908	75.21 %
15	Svojanovský, Daniel	151	U	L	Maj	82	0	12.18	6.7323	66.3012	73.67 %
16	Plch, Josef	109	U	L	Min	84	0	12.57	6.6826	65.8118	73.12 %

17	Hladík, Ondrej	36	U	L	Maj	81	0	12.13	6.6777	65.7635	73.07 %
18	Zuska, Petr	184	U	L	Min	78	0	11.73	6.6496	65.4868	72.76 %
19	Špeta, Jakub	141	U	L	Min	80	0	12.45	6.4257	63.2818	70.31 %
20	Vacko, Robert	160	U	L	Min	80	0	12.46	6.4205	63.2305	70.26 %
21	Tischlerová, Markéta	156	U	L	Maj	86	0	13.44	6.3988	63.0168	70.02 %
22	Gazda, David	29	U	L	Min	84	0	13.41	6.2640	61.6893	68.54 %
23	Ševčík, Jan	126	U	L	Min	78	0	12.98	6.0092	59.1800	65.76 %
24	Jurásek, Ondřej	49	U	L	Min	82	0	13.85	5.9206	58.3074	64.79 %
25	Liehne, Irena	74	U	L	Min	84	0	14.30	5.8741	57.8495	64.28 %
26	Smejkal, Lukáš	135	U	L	Min	82	0	14.01	5.8530	57.6417	64.05 %
27	Smejkal, Martin	136	U	L	Min	86	0	14.72	5.8424	57.5373	63.93 %
28	Elstner, Marek	25	U	L	Min	74	0	12.83	5.7677	56.8016	63.11 %
29	Hudeček, František	43	U	L	Min	80	0	13.89	5.7595	56.7209	63.02 %
30	Grohol, Radim	31	U	L	Min	82	0	14.41	5.6905	56.0413	62.27 %
31	Fiala, Jan	26	U	L	Min	84	0	14.81	5.6718	55.8572	62.06 %
32	Meca, Valdemar	83	U	L	Min	86	0	15.18	5.6653	55.7932	61.99 %
33	Marek, Tomáš	79	U	L	Min	76	0	13.90	5.4676	53.8462	59.83 %
34	Machek, Pavel	77	U	L	Min	74	0	13.66	5.4173	53.3508	59.28 %
35	Fiala jr., Jan	27	U	L	Min	82	0	15.79	5.1932	51.1438	56.83 %
36	Pihávková, Natálie	106	U	L	Min	74	0	14.42	5.1318	50.5391	56.15 %
37	Batěk, Jarda	4	U	L	Min	68	0	13.48	5.0445	49.6794	55.20 %
38	Halama, Petr	32	U	L	Min	75	10	12.99	5.0038	49.2786	54.75 %
39	Kukula, Otto	67	U	L	Min	84	0	17.07	4.9209	48.4621	53.85 %
40	Vopařil, Josef	168	U	L	Min	78	0	15.92	4.8995	48.2514	53.61 %
41	Konvičný, Lumír	59	U	L	Min	80	0	16.47	4.8573	47.8358	53.15 %
42	Tošenovská, Martina	157	U	L	Min	70	20	10.52	4.7529	46.8076	52.01 %
43	Janošek, Dušan	44	U	L	Min	74	0	15.66	4.7254	46.5368	51.71 %
44	Belfín, Dalibor	7	U	L	Min	77	10	14.27	4.6952	46.2394	51.38 %
45	Slováček, Pavel	134	U	L	Min	72	0	15.47	4.6542	45.8356	50.93 %
46	Horáčková, Anna	38	U	L	Min	80	0	17.20	4.6512	45.8061	50.90 %
47	Hubner, Luboš	42	U	L	Min	80	0	17.40	4.5977	45.2792	50.31 %
48	Konvičná, Růžena	58	U	L	Min	84	0	18.29	4.5927	45.2300	50.26 %
49	Dvořák, Vladislav	23	U	L	Min	75	10	14.82	4.3860	43.1943	47.99 %
50	Vrábel, Lukáš	170	U	L	Min	75	10	14.93	4.3537	42.8762	47.64 %
51	David, Jaroslav	21	U	L	Min	68	0	15.69	4.3340	42.6822	47.42 %
52	Komínek, Jiří	57	U	L	Maj	75	0	17.63	4.2541	41.8953	46.55 %
53	Sixta, Bedřich	127	U	L	Min	78	0	20.34	3.8348	37.7660	41.96 %
54	Kupčík, Pavel	69	U	L	Min	80	0	22.13	3.6150	35.6013	39.56 %
55	Bernat, Petr	8	U	L	Min	80	0	22.19	3.6052	35.5048	39.45 %
56	Šejvlová, Veronika	125	U	L	Min	74	0	21.22	3.4873	34.3437	38.16 %
57	Částek, Jindřich	14	U	L	Min	74	0	23.26	3.1814	31.3312	34.81 %
58	Novák, Miloš	95	U	L	Min	72	30	13.98	3.0043	29.5870	32.87 %
59	Chmelíček, Libor	18	U	L	Min	72	30	14.24	2.9494	29.0464	32.27 %
60	Švadláková, Miroslava	187	U	L	Min	80	0	28.26	2.8309	27.8793	30.98 %
61	Elišák, Milan	24	U	L	Min	63	70	25.23	0.0000	0.0000	0.00 %

Stage Results - Open

Place	Name	No.	Class	Div	PF	Points	Pen	Time	Hit Factor	Stage Pts	Stage %
1	Běhal, Jiří	6	U	O	Maj	88	0	9.20	9.5652	90.0000	100.00 %
2	Samek, Petr	123	U	O	Maj	90	0	10.12	8.8933	83.6780	92.98 %
3	Navrátil, Martin	90	U	O	Maj	87	0	9.91	8.7790	82.6026	91.78 %
4	Šustrová, Kateřina	149	U	O	Maj	86	0	9.85	8.7310	82.1509	91.28 %
5	Glac, Martin	30	U	O	Maj	85	0	10.38	8.1888	77.0493	85.61 %
6	Novotny, Martin	98	U	O	Maj	83	0	10.49	7.9123	74.4477	82.72 %
7	Vystyd, Václav	172	U	O	Maj	80	0	11.50	6.9565	65.4545	72.73 %
8	Novotný, Jaroslav	97	U	O	Min	76	0	12.10	6.2810	59.0986	65.67 %
9	Novotná, Natálie	96	U	O	Maj	84	0	14.22	5.9072	55.5815	61.76 %
10	Richter, Petr	118	U	O	Maj	85	0	14.51	5.8580	55.1186	61.24 %
11	Žáček, Milan	174	U	O	Maj	86	0	15.34	5.6063	52.7503	58.61 %

12	Heneš, Zdeněk	183	U	O	Maj	74	20	9.95	5.4271	51.0642	56.74 %
----	---------------	-----	---	---	-----	----	----	------	--------	---------	---------

Stage Results - PCC

Place	Name	No.	Class	Div	PF	Points	Pen	Time	Hit Factor	Stage Pts	Stage %
1	Sudek, Lukáš	146	D	PCC	Min	84	0	7.93	10.5927	90.0000	100.00 %
2	Bures, Vitezslav	13	D	PCC	Min	90	0	9.32	9.6567	82.0474	91.16 %
3	Slavík, Daniel	129	D	PCC	Min	82	0	8.50	9.6471	81.9658	91.07 %
4	Nosál, Matúš	94	D	PCC	Min	84	0	9.21	9.1205	77.4916	86.10 %
5	Vysloužil, Tomáš	171	D	PCC	Min	80	0	8.91	8.9787	76.2868	84.76 %
6	Bulko, Peter	178	D	PCC	Min	90	0	10.09	8.9197	75.7855	84.21 %
7	Synek, Miloš	152	D	PCC	Min	86	0	9.99	8.6086	73.1423	81.27 %
8	Telek, Jozef	153	D	PCC	Min	86	0	10.21	8.4231	71.5662	79.52 %
9	Rozehnal, Pavel	121	D	PCC	Min	84	0	10.23	8.2111	69.7649	77.52 %
10	Cimburek, Lukas	19	D	PCC	Min	84	0	10.25	8.1951	69.6290	77.37 %
11	Svoboda, Jiří	150	D	PCC	Min	88	0	10.80	8.1481	69.2297	76.92 %
12	Kubáč, Vítězslav	64	D	PCC	Min	84	0	10.57	7.9470	67.5210	75.02 %
13	Adam, Michal	1	D	PCC	Min	90	0	11.38	7.9086	67.1948	74.66 %
14	Němeček, Pavel	91	D	PCC	Min	88	0	11.36	7.7465	65.8175	73.13 %
15	Radkovič, Michal	114	D	PCC	Min	80	0	10.80	7.4074	62.9364	69.93 %
16	Bouda, Lukas	11	D	PCC	Min	78	0	11.00	7.0909	60.2472	66.94 %
17	Španihelova, Tereza	140	D	PCC	Min	84	0	12.11	6.9364	58.9345	65.48 %
18	Plzák, Jiří	111	D	PCC	Min	86	0	12.40	6.9355	58.9269	65.47 %
19	Rataj, Jan	116	D	PCC	Min	84	0	12.24	6.8627	58.3084	64.79 %
20	Kučeřík, Petr	65	D	PCC	Min	80	0	11.72	6.8259	57.9957	64.44 %
21	Plzák, Jan	110	D	PCC	Min	76	0	11.48	6.6202	56.2480	62.50 %
22	Šustr, Miloš	148	D	PCC	Min	82	10	11.40	6.3158	53.6617	59.62 %
23	Slavík, Jan	130	D	PCC	Min	86	0	13.95	6.1649	52.3796	58.20 %
24	Střešinka, Miroslav	145	D	PCC	Min	86	0	13.95	6.1649	52.3796	58.20 %
25	Korecký, Jan	60	D	PCC	Min	80	0	13.61	5.8780	49.9419	55.49 %
26	Peša, Jaroslav	103	D	PCC	Min	84	0	14.32	5.8659	49.8391	55.38 %
27	Heglas, Jakub	33	D	PCC	Min	82	0	14.37	5.7063	48.4831	53.87 %
28	Durda, Miroslav	22	D	PCC	Min	78	0	14.35	5.4355	46.1823	51.31 %
29	Tydláčka, Jiří	158	D	PCC	Min	80	0	14.77	5.4164	46.0200	51.13 %
30	Zalejský, Rostislav	175	D	PCC	Min	80	0	15.09	5.3015	45.0438	50.05 %
31	Musil, Eduard	87	D	PCC	Min	75	10	12.98	5.0077	42.5475	47.28 %
32	Bartoš, Richard	3	D	PCC	Min	78	0	34.57	2.2563	19.1705	21.30 %

Stage Results - Production

Place	Name	No.	Class	Div	PF	Points	Pen	Time	Hit Factor	Stage Pts	Stage %
1	Zapletal, Miroslav	176	U	P	Min	88	0	9.84	8.9431	90.0000	100.00 %
2	Liehne, Jan	75	U	P	Min	90	0	10.49	8.5796	86.3419	95.94 %
3	Riha, Michal	119	U	P	Min	84	0	10.08	8.3333	83.8632	93.18 %
4	Bindík, Franta	9	D	P	Min	86	0	10.67	8.0600	81.1128	90.13 %
5	Ščepko, Samuel	179	U	P	Min	86	0	11.07	7.7687	78.1813	86.87 %
6	Jedlička, Jiří	47	U	P	Min	88	0	11.51	7.6455	76.9414	85.49 %
7	Němeček, Zdeněk	92	U	P	Min	86	0	11.41	7.5372	75.8516	84.28 %
8	Balej, Zdeněk	2	U	P	Min	74	0	9.82	7.5356	75.8354	84.26 %
9	Gabriel, Jiří	28	U	P	Min	82	0	10.93	7.5023	75.5003	83.89 %
10	Hanzlíček, Ladislav	188	U	P	Min	82	0	11.18	7.3345	73.8117	82.01 %
11	Kala, Jakub	52	U	P	Min	86	0	11.82	7.2758	73.2209	81.36 %
12	Vomela, Lukáš	167	U	P	Min	84	0	12.15	6.9136	69.5759	77.31 %
13	Brázda, Robert	12	U	P	Min	82	0	12.08	6.7881	68.3129	75.90 %
14	Slíva, Tomáš	132	U	P	Min	90	0	13.26	6.7873	68.3048	75.89 %
15	Valvoda, Marek	162	U	P	Min	84	0	12.42	6.7633	68.0633	75.63 %
16	Hrubý, Martin	41	U	P	Min	84	0	12.77	6.5779	66.1975	73.55 %
17	Štaud, František	143	U	P	Min	86	0	13.23	6.5004	65.4176	72.69 %
18	Cehelský, Petr	15	U	P	Min	82	0	12.89	6.3615	64.0197	71.13 %
19	Kuhtreiber, Karel	66	U	P	Min	88	0	13.92	6.3218	63.6202	70.69 %

20	Tichý, Lukáš	154	U	P	Min	80	0	12.71	6.2943	63.3435	70.38 %
21	Jurásek, Petr	50	U	P	Min	80	0	13.15	6.0837	61.2241	68.03 %
22	Růžička, Milan	122	U	P	Min	86	0	14.35	5.9930	60.3113	67.01 %
23	Vorlíček, Jan	169	U	P	Min	80	0	13.41	5.9657	60.0366	66.71 %
24	Laburda, Jiří	71	U	P	Min	82	0	13.76	5.9593	59.9722	66.64 %
25	Černý, Lubomír	16	U	P	Min	82	0	13.81	5.9377	59.7548	66.39 %
26	Vančura, Jan	165	U	P	Min	74	0	12.79	5.7858	58.2261	64.70 %
27	Najmonová, Hana	89	U	P	Min	84	0	14.70	5.7143	57.5066	63.90 %
28	Kaprál, Vojtěch	54	U	P	Min	80	0	14.18	5.6417	56.7760	63.08 %
29	Resler, Jan	117	U	P	Min	80	0	14.26	5.6101	56.4579	62.73 %
30	Pánek, Aleš	100	U	P	Min	82	0	14.83	5.5293	55.6448	61.83 %
31	Kalbáč, Martin	53	U	P	Min	84	0	15.30	5.4902	55.2513	61.39 %
32	Čumová, Miroslava	20	U	P	Min	82	0	15.27	5.3700	54.0417	60.05 %
33	Rajman, Jiří	115	U	P	Min	88	0	16.46	5.3463	53.8032	59.78 %
34	Konvalina, Pavel	61	U	P	Min	82	0	15.75	5.2063	52.3942	58.22 %
35	Polách, Josef	112	U	P	Min	82	0	15.99	5.1282	51.6083	57.34 %
36	Neumann, Michal	93	U	P	Min	77	10	13.23	5.0642	50.9642	56.63 %
37	Váňa, Jindřich	163	U	P	Min	82	0	16.75	4.8955	49.2665	54.74 %
38	Škop, Ctirad	128	U	P	Min	82	0	17.25	4.7536	47.8384	53.15 %
39	Štěpánová, Martina	144	U	P	Min	80	0	17.13	4.6702	46.9991	52.22 %
40	Klímeš, Pavel	56	U	P	Min	70	0	15.44	4.5337	45.6255	50.69 %
41	Mužík, Pavel	88	U	P	Min	70	0	15.44	4.5337	45.6255	50.69 %
42	Batíkova, Dominika	5	U	P	Min	78	0	17.41	4.4802	45.0871	50.10 %
43	Lakosil, Jaroslav	73	U	P	Min	70	0	16.46	4.2527	42.7976	47.55 %
44	Pavlíček, Karel	101	U	P	Min	74	20	13.04	4.1411	41.6745	46.30 %
45	Šurý, Petr	147	U	P	Min	88	0	21.26	4.1392	41.6554	46.28 %
46	Poláková, Lucie	113	U	P	Min	73	10	16.71	3.7702	37.9419	42.16 %
47	Štádl, Robert	142	U	P	Min	69	10	15.83	3.7271	37.5081	41.68 %
48	Slavík, Teo	131	U	P	Min	84	0	23.48	3.5775	36.0026	40.00 %
49	Slivečka, Zdeněk	133	U	P	Min	68	0	22.18	3.0658	30.8531	34.28 %
50	Mlynský, Miroslav	86	U	P	Min	60	0	24.11	2.4886	25.0443	27.83 %
51	Váňa st., Jindra	164	U	P	Min	84	0	41.74	2.0125	20.2530	22.50 %
52	Pícha, Jiří	105	U	P	Min	73	10	34.07	1.8491	18.6086	20.68 %
53	Pinček, Martin	108	U	P	Min	64	30	24.26	1.4015	14.1042	15.67 %

Stage Results - Revolver

Place	Name	No.	Class	Div	PF	Points	Pen	Time	Hit Factor	Stage Pts	Stage %
1	Rossl, Karel	120	U	R	Min	55	100	44.99	0.0000	0.0000	0.00 %

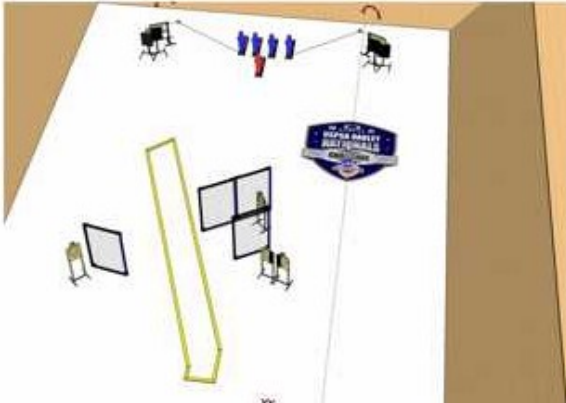
USPSA OAKLEY CHALLENGE 2021 - STG 9 - FOUR QUEENS - 2021-05-16



USPSA OAKLEY Challenge 2020
Stage #9 - FOUR QUEENS



START POSITION: Standing on mark outside the shooting area.	
GUN READY CONDITION: Handgun loaded and holstered. PCG loaded, option 1.	
STAGE PROCEDURE: Upon start signal, engage targets from within the fault lines.	
SCORING - COMSTOCK	RULES
ROUNDS: 16	A shooter who fires shots while completely outside (both feet out and touching the ground) a shooting area is deemed to have gained a significant advantage and will be given one penalty for each shot fired until presence is re-established in a shooting area. If a competitor starts and fires shots while completely outside a shooting area, foot fault penalties will apply as above. No penalty is assessed if a competitor does not fire any shots while faulting. Having at least one foot in a shooting area and nothing touching outside the shooting
POINTS: 80	
PAPER TARGETS	
IPSC: 0	
USPSA: 6	
POPPERS: 4	



Stage Results - Carry Optics

Place	Name	No.	Class	Div	PF	Points	Pen	Time	Hit Factor	Stage Pts	Stage %
1	Mikolášek, Martin	85	U	CO	Min	72	0	10.32	6.9767	80.0000	100.00 %
2	Maděránek, Radim	78	U	CO	Min	74	0	10.68	6.9288	79.4507	99.31 %
3	Pálka, Ján	99	U	CO	Min	72	0	10.77	6.6852	76.6574	95.82 %
4	Bočarov, Vasil	10	U	CO	Min	64	0	12.32	5.1948	59.5674	74.46 %
5	Chalupa, Cyril	17	U	CO	Min	78	0	15.89	4.9087	56.2868	70.36 %
6	Maška, Richard	81	U	CO	Min	66	20	10.83	4.2475	48.7050	60.88 %
7	Jarmar, František	45	U	CO	Min	66	0	17.48	3.7757	43.2950	54.12 %
8	Mička, Luděk	84	U	CO	Min	69	10	17.82	3.3109	37.9652	47.46 %
9	Kozák, Petr	62	U	CO	Min	62	20	12.95	3.2432	37.1889	46.49 %
10	Matýsek, Jaroslav	82	U	CO	Min	61	10	22.55	2.2616	25.9332	32.42 %
11	Krejčí, Stanislav	63	U	CO	Min	0	0	0.00	0.0000	0.0000	0.00 %

Stage Results - Limited

Place	Name	No.	Class	Div	PF	Points	Pen	Time	Hit Factor	Stage Pts	Stage %
1	Rakušan, Josef	185	U	L	Maj	73	0	9.90	7.3737	80.0000	100.00 %
2	Vaclavik, Jaroslav	161	U	L	Maj	73	0	10.62	6.8738	74.5764	93.22 %
3	Horinek, Milos	39	U	L	Maj	69	0	10.84	6.3653	69.0595	86.32 %
4	Šoustar, Ivo	139	U	L	Maj	72	0	12.92	5.5728	60.4614	75.58 %
5	Pecha, Tomáš	102	U	L	Min	66	0	12.02	5.4908	59.5717	74.46 %
6	Hudeček, František	43	U	L	Min	72	0	13.29	5.4176	58.7775	73.47 %
7	Gazda, David	29	U	L	Min	66	0	12.32	5.3571	58.1212	72.65 %
8	Kadlčík, Karel	51	U	L	Min	70	0	13.48	5.1929	56.3397	70.42 %
9	Liehne, Irena	74	U	L	Min	72	0	13.98	5.1502	55.8764	69.85 %
10	Tischlerová, Markéta	156	U	L	Maj	74	0	14.62	5.0616	54.9152	68.64 %
11	Smejkal, Martin	136	U	L	Min	76	0	15.33	4.9576	53.7868	67.23 %
12	Liehne, Zdeněk	76	U	L	Maj	75	0	15.60	4.8077	52.1605	65.20 %
13	Fiala, Jan	26	U	L	Min	72	0	14.99	4.8032	52.1117	65.14 %
14	Halama, Petr	32	U	L	Min	68	0	14.19	4.7921	51.9913	64.99 %
15	Machek, Pavel	77	U	L	Min	74	0	16.10	4.5963	49.8670	62.33 %

16	Vlček, Lukáš	166	U	L	Min	72	0	15.67	4.5948	49.8507	62.31 %
17	Vrábel, Lukáš	170	U	L	Min	72	0	15.72	4.5802	49.6923	62.12 %
18	Smejkal, Lukáš	135	U	L	Min	62	0	13.57	4.5689	49.5697	61.96 %
19	Novotný, Zdeněk	186	U	L	Min	71	10	13.41	4.5488	49.3516	61.69 %
20	Plch, Josef	109	U	L	Min	70	0	15.54	4.5045	48.8710	61.09 %
21	Hladík, Ondřej	36	U	L	Maj	68	10	13.42	4.3219	46.8899	58.61 %
22	Jurásek, Ondřej	49	U	L	Min	72	0	16.83	4.2781	46.4147	58.02 %
23	Grohol, Radim	31	U	L	Min	64	0	15.10	4.2384	45.9840	57.48 %
24	Ševčík, Jan	126	U	L	Min	64	0	15.52	4.1237	44.7395	55.92 %
25	Vacko, Robert	160	U	L	Min	72	0	17.47	4.1214	44.7146	55.89 %
26	Komínek, Jiří	57	U	L	Maj	74	10	16.70	3.8323	41.5780	51.97 %
27	Elišák, Milan	24	U	L	Min	72	0	19.24	3.7422	40.6005	50.75 %
28	David, Jaroslav	21	U	L	Min	62	0	16.64	3.7260	40.4248	50.53 %
29	Ladič, Tibor	72	U	L	Min	72	10	16.73	3.7059	40.2067	50.26 %
30	Kašpar, Josef	55	U	L	Maj	66	10	16.34	3.4272	37.1830	46.48 %
31	Jašek, František	46	U	L	Min	60	0	17.60	3.4091	36.9866	46.23 %
32	Janošek, Dušan	44	U	L	Min	58	0	17.07	3.3978	36.8640	46.08 %
33	Batěk, Jarda	4	U	L	Min	60	0	17.77	3.3765	36.6329	45.79 %
34	Svojanovský, Daniel	151	U	L	Maj	63	20	13.00	3.3077	35.8865	44.86 %
35	Dvořák, Vladislav	23	U	L	Min	68	0	20.61	3.2994	35.7964	44.75 %
36	Chmelíček, Libor	18	U	L	Min	66	0	20.06	3.2901	35.6955	44.62 %
37	Vopařil, Josef	168	U	L	Min	59	10	15.44	3.1736	34.4316	43.04 %
38	Pihávková, Natálie	106	U	L	Min	63	10	16.81	3.1529	34.2070	42.76 %
39	Špeta, Jakub	141	U	L	Min	60	20	12.84	3.1153	33.7990	42.25 %
40	Horáčková, Anna	38	U	L	Min	62	0	19.92	3.1124	33.7676	42.21 %
41	Hubner, Luboš	42	U	L	Min	68	0	22.03	3.0867	33.4888	41.86 %
42	Meca, Valdemar	83	U	L	Min	65	10	17.96	3.0624	33.2251	41.53 %
43	Znamenacek, Petr	177	U	L	Maj	66	30	11.93	3.0176	32.7391	40.92 %
44	Kadlec, Michal	181	U	L	Maj	68	30	12.64	3.0063	32.6165	40.77 %
45	Tošenovská, Martina	157	U	L	Min	56	20	12.01	2.9975	32.5210	40.65 %
46	Zuska, Petr	184	U	L	Min	65	10	18.36	2.9956	32.5004	40.63 %
47	Konvičný, Lumír	59	U	L	Min	61	10	17.85	2.8571	30.9977	38.75 %
48	Konvičná, Růžena	58	U	L	Min	64	0	22.50	2.8444	30.8599	38.57 %
49	Sixta, Bedřich	127	U	L	Min	64	0	22.76	2.8120	30.5084	38.14 %
50	Marek, Tomáš	79	U	L	Min	61	10	18.33	2.7823	30.1862	37.73 %
51	Slováček, Pavel	134	U	L	Min	61	10	19.02	2.6814	29.0915	36.36 %
52	Belfin, Dalibor	7	U	L	Min	62	20	15.83	2.6532	28.7855	35.98 %
53	Kupčík, Pavel	69	U	L	Min	60	0	22.72	2.6408	28.6510	35.81 %
54	Bernat, Petr	8	U	L	Min	64	20	16.95	2.5959	28.1639	35.20 %
55	Kukula, Otto	67	U	L	Min	65	10	23.53	2.3374	25.3593	31.70 %
56	Švadláková, Miroslava	187	U	L	Min	65	20	20.90	2.1531	23.3598	29.20 %
57	Částek, Jindřich	14	U	L	Min	60	20	18.63	2.1471	23.2947	29.12 %
58	Fiala jr., Jan	27	U	L	Min	54	20	15.97	2.1290	23.0983	28.87 %
59	Novák, Miloš	95	U	L	Min	54	20	19.10	1.7801	19.3130	24.14 %
60	Šejvlová, Veronika	125	U	L	Min	58	20	25.60	1.4844	16.1048	20.13 %
61	Elstner, Marek	25	U	L	Min	42	40	13.15	0.1521	1.6502	2.06 %

Stage Results - Open

Place	Name	No.	Class	Div	PF	Points	Pen	Time	Hit Factor	Stage Pts	Stage %
1	Běhal, Jiří	6	U	O	Maj	77	0	9.29	8.2885	80.0000	100.00 %
2	Glac, Martin	30	U	O	Maj	77	0	9.78	7.8732	75.9916	94.99 %
3	Novotny, Martin	98	U	O	Maj	76	0	9.75	7.7949	75.2358	94.04 %
4	Šustrová, Kateřina	149	U	O	Maj	75	0	9.89	7.5834	73.1944	91.49 %
5	Navrátil, Martin	90	U	O	Maj	76	0	10.05	7.5622	72.9898	91.24 %
6	Heneš, Zdeněk	183	U	O	Maj	75	0	10.78	6.9573	67.1514	83.94 %
7	Samek, Petr	123	U	O	Maj	74	0	10.66	6.9418	67.0017	83.75 %
8	Novotná, Natálie	96	U	O	Maj	68	0	11.18	6.0823	58.7059	73.38 %
9	Richter, Petr	118	U	O	Maj	74	0	12.25	6.0408	58.3054	72.88 %
10	Novotný, Jaroslav	97	U	O	Min	66	0	11.29	5.8459	56.4242	70.53 %

11	Vystyd, Václav	172	U	O	Maj	74	0	13.96	5.3009	51.1639	63.95 %
12	Žáček, Milan	174	U	O	Maj	69	0	15.40	4.4805	43.2455	54.06 %

Stage Results - PCC

Place	Name	No.	Class	Div	PF	Points	Pen	Time	Hit Factor	Stage Pts	Stage %
1	Slavík, Daniel	129	D	PCC	Min	74	0	9.76	7.5820	80.0000	100.00 %
2	Sudek, Lukáš	146	D	PCC	Min	74	0	9.90	7.4747	78.8678	98.58 %
3	Cimburek, Lukas	19	D	PCC	Min	76	0	10.73	7.0829	74.7338	93.42 %
4	Bures, Vitezslav	13	D	PCC	Min	62	0	9.08	6.8282	72.0464	90.06 %
5	Telek, Jozef	153	D	PCC	Min	68	0	10.38	6.5511	69.1227	86.40 %
6	Španihelova, Tereza	140	D	PCC	Min	72	0	11.05	6.5158	68.7502	85.94 %
7	Heglas, Jakub	33	D	PCC	Min	70	0	10.87	6.4397	67.9472	84.93 %
8	Střešinka, Miroslav	145	D	PCC	Min	72	0	11.22	6.4171	67.7088	84.64 %
9	Svoboda, Jiří	150	D	PCC	Min	70	0	10.93	6.4044	67.5748	84.47 %
10	Synek, Miloš	152	D	PCC	Min	72	10	9.85	6.2944	66.4141	83.02 %
11	Bulko, Peter	178	D	PCC	Min	70	0	11.28	6.2057	65.4782	81.85 %
12	Radkovič, Michal	114	D	PCC	Min	74	0	12.04	6.1462	64.8504	81.06 %
13	Němeček, Pavel	91	D	PCC	Min	74	0	12.20	6.0656	64.0000	80.00 %
14	Musil, Eduard	87	D	PCC	Min	66	0	11.13	5.9299	62.5682	78.21 %
15	Šustr, Miloš	148	D	PCC	Min	76	0	13.08	5.8104	61.3073	76.63 %
16	Bouda, Lukas	11	D	PCC	Min	70	0	12.25	5.7143	60.2933	75.37 %
17	Peša, Jaroslav	103	D	PCC	Min	70	0	12.50	5.6000	59.0873	73.86 %
18	Rozehnal, Pavel	121	D	PCC	Min	67	10	10.19	5.5937	59.0208	73.78 %
19	Plzák, Jiří	111	D	PCC	Min	72	0	13.20	5.4545	57.5521	71.94 %
20	Slavík, Jan	130	D	PCC	Min	74	0	14.11	5.2445	55.3363	69.17 %
21	Adam, Michal	1	D	PCC	Min	72	0	13.73	5.2440	55.3310	69.16 %
22	Rataj, Jan	116	D	PCC	Min	69	10	11.61	5.0818	53.6196	67.02 %
23	Kubáč, Vítězslav	64	D	PCC	Min	68	0	13.45	5.0558	53.3453	66.68 %
24	Korecký, Jan	60	D	PCC	Min	70	0	15.14	4.6235	48.7840	60.98 %
25	Kučerík, Petr	65	D	PCC	Min	63	10	12.03	4.4057	46.4859	58.11 %
26	Plzák, Jan	110	D	PCC	Min	70	10	14.52	4.1322	43.6001	54.50 %
27	Zalejský, Rostislav	175	D	PCC	Min	65	10	13.62	4.0382	42.6083	53.26 %
28	Nosál, Matúš	94	D	PCC	Min	54	20	10.54	3.2258	34.0364	42.55 %
29	Bartoš, Richard	3	D	PCC	Min	63	10	18.70	2.8342	29.9045	37.38 %
30	Durda, Miroslav	22	D	PCC	Min	63	10	20.95	2.5298	26.6927	33.37 %
31	Tydláčka, Jiří	158	D	PCC	Min	67	10	24.69	2.3086	24.3587	30.45 %
32	Vysloužil, Tomáš	171	D	PCC	Min	43	70	7.56	0.0000	0.0000	0.00 %

Stage Results - Production

Place	Name	No.	Class	Div	PF	Points	Pen	Time	Hit Factor	Stage Pts	Stage %
1	Bindík, Franta	9	D	P	Min	74	0	10.32	7.1705	80.0000	100.00 %
2	Zapletal, Miroslav	176	U	P	Min	72	0	10.50	6.8571	76.5035	95.63 %
3	Riha, Michal	119	U	P	Min	74	0	11.06	6.6908	74.6481	93.31 %
4	Liehne, Jan	75	U	P	Min	74	0	11.25	6.5778	73.3874	91.73 %
5	Balej, Zdeněk	2	U	P	Min	74	0	11.39	6.4969	72.4848	90.61 %
6	Valvoda, Marek	162	U	P	Min	72	0	11.15	6.4574	72.0441	90.06 %
7	Ščepko, Samuel	179	U	P	Min	74	0	11.92	6.2081	69.2627	86.58 %
8	Tichý, Lukáš	154	U	P	Min	72	0	12.45	5.7831	64.5210	80.65 %
9	Cehelský, Petr	15	U	P	Min	70	0	12.94	5.4096	60.3540	75.44 %
10	Kala, Jakub	52	U	P	Min	66	0	12.21	5.4054	60.3071	75.38 %
11	Jedlička, Jiří	47	U	P	Min	70	0	13.38	5.2317	58.3692	72.96 %
12	Hanzlíček, Ladislav	188	U	P	Min	66	0	12.80	5.1563	57.5279	71.91 %
13	Němeček, Zdeněk	92	U	P	Min	66	0	12.85	5.1362	57.3037	71.63 %
14	Štaud, František	143	U	P	Min	72	0	14.36	5.0139	55.9392	69.92 %
15	Čumová, Miroslava	20	U	P	Min	72	0	15.41	4.6723	52.1280	65.16 %
16	Laburda, Jiří	71	U	P	Min	64	0	13.73	4.6613	52.0053	65.01 %
17	Rajman, Jiří	115	U	P	Min	72	0	15.60	4.6154	51.4932	64.37 %
18	Slíva, Tomáš	132	U	P	Min	64	0	14.08	4.5455	50.7133	63.39 %

19	Najmonová, Hana	89	U	P	Min	70	0	15.89	4.4053	49.1492	61.44 %
20	Gabriel, Jiří	28	U	P	Min	70	0	16.35	4.2813	47.7657	59.71 %
21	Černý, Lubomír	16	U	P	Min	70	0	16.49	4.2450	47.3607	59.20 %
22	Pánek, Aleš	100	U	P	Min	64	0	15.13	4.2300	47.1934	58.99 %
23	Vomela, Lukáš	167	U	P	Min	74	0	17.57	4.2117	46.9892	58.74 %
24	Vorlíček, Jan	169	U	P	Min	63	10	12.60	4.2063	46.9289	58.66 %
25	Mužík, Pavel	88	U	P	Min	70	0	16.66	4.2017	46.8776	58.60 %
26	Růžička, Milan	122	U	P	Min	68	0	16.31	4.1692	46.5150	58.14 %
27	Škop, Ctirad	128	U	P	Min	66	0	15.86	4.1614	46.4280	58.04 %
28	Kaprál, Vojtěch	54	U	P	Min	67	10	13.70	4.1606	46.4191	58.02 %
29	Vančura, Jan	165	U	P	Min	71	10	15.48	3.9406	43.9646	54.96 %
30	Kalbáč, Martin	53	U	P	Min	71	10	15.75	3.8730	43.2104	54.01 %
31	Brázda, Robert	12	U	P	Min	65	10	14.70	3.7415	41.7433	52.18 %
32	Pavlíček, Karel	101	U	P	Min	63	10	14.27	3.7141	41.4376	51.80 %
33	Klimesh, Pavel	56	U	P	Min	65	10	14.98	3.6716	40.9634	51.20 %
34	Konvalina, Pavel	61	U	P	Min	65	10	16.05	3.4268	38.2322	47.79 %
35	Šurý, Petr	147	U	P	Min	72	0	22.10	3.2579	36.3478	45.43 %
36	Batíkova, Dominika	5	U	P	Min	70	0	22.95	3.0501	34.0294	42.54 %
37	Jurásek, Petr	50	U	P	Min	58	0	19.22	3.0177	33.6679	42.08 %
38	Váňa, Jindřich	163	U	P	Min	62	0	20.70	2.9952	33.4169	41.77 %
39	Štěpánová, Martina	144	U	P	Min	70	0	23.60	2.9661	33.0923	41.37 %
40	Poláchová, Lucie	113	U	P	Min	67	10	19.27	2.9580	33.0019	41.25 %
41	Pícha, Jiří	105	U	P	Min	71	10	21.02	2.9020	32.3771	40.47 %
42	Pinček, Martin	108	U	P	Min	66	0	22.99	2.8708	32.0290	40.04 %
43	Neumann, Michal	93	U	P	Min	57	10	16.43	2.8606	31.9152	39.89 %
44	Resler, Jan	117	U	P	Min	56	20	12.80	2.8125	31.3786	39.22 %
45	Hrubý, Martin	41	U	P	Min	58	20	14.88	2.5538	28.4923	35.62 %
46	Slavik, Teo	131	U	P	Min	70	10	24.87	2.4125	26.9158	33.64 %
47	Štádler, Robert	142	U	P	Min	53	10	19.25	2.2338	24.9221	31.15 %
48	Lakosil, Jaroslav	73	U	P	Min	57	10	21.50	2.1860	24.3888	30.49 %
49	Kuhtreiber, Karel	66	U	P	Min	64	30	15.72	2.1628	24.1300	30.16 %
50	Slivečka, Zdeněk	133	U	P	Min	56	20	17.75	2.0282	22.6283	28.29 %
51	Váňa st., Jindra	164	U	P	Min	66	10	27.71	2.0209	22.5468	28.18 %
52	Polách, Josef	112	U	P	Min	62	20	21.92	1.9161	21.3776	26.72 %
53	Mlynský, Miroslav	86	U	P	Min	60	20	21.50	1.8605	20.7573	25.95 %

Stage Results - Revolver

Place	Name	No.	Class	Div	PF	Points	Pen	Time	Hit Factor	Stage Pts	Stage %
1	Rossl, Karel	120	U	R	Min	76	0	42.42	1.7916	80.0000	100.00 %

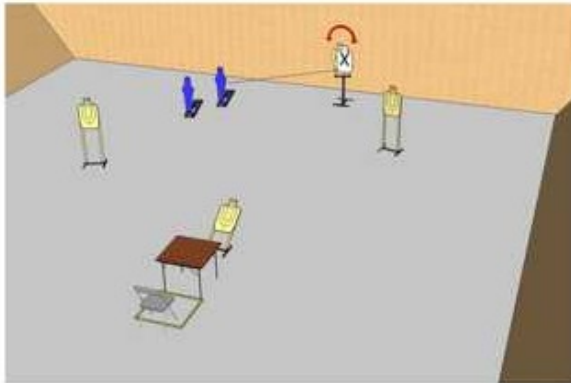
USPSA OAKLEY CHALLENGE 2021 - STG 10 - STORMERS - 2021-05-16



USPSA OAKLEY Challenge 2021
Stage #10 - Stormers



START POSITION: Sitting on chair, both hands on table.	
GUN READY CONDITION: Gun total empty, option 3, magazine on table	
STAGE PROCEDURE: Upon start signal, engage targets from within the fault lines. 3 hits per target	
SCORING: COMSTOCK	RULES
ROUNDS: 15	A shooter who fires shots while completely outside (both feet out and touching the ground) a shooting area is deemed to have gained a significant advantage and will be given one penalty for each shot fired until presence is re-established in a shooting area. If a competitor starts and fires shots while completely outside a shooting area, foot fault penalties will apply as above. No penalty is assessed if a competitor does not fire any shots while faulting. Having at least one foot in a shooting area and nothing touching outside the shooting
POINTS: 75	
PAPER TARGETS	
IPSC: 0	
USPSA: 4	
POPPERS: 2	



Stage Results - Carry Optics

Place	Name	No.	Class	Div	PF	Points	Pen	Time	Hit Factor	Stage Pts	Stage %
1	Pálka, Ján	99	U	CO	Min	50	0	5.44	9.1912	50.0000	100.00 %
2	Maděránek, Radim	78	U	CO	Min	48	0	5.45	8.8073	47.9116	95.82 %
3	Maška, Richard	81	U	CO	Min	48	0	5.66	8.4806	46.1343	92.27 %
4	Mikolášek, Martin	85	U	CO	Min	50	0	5.92	8.4459	45.9456	91.89 %
5	Bočarov, Vasil	10	U	CO	Min	46	0	5.52	8.3333	45.3330	90.67 %
6	Kozák, Petr	62	U	CO	Min	42	0	6.00	7.0000	38.0799	76.16 %
7	Mička, Luděk	84	U	CO	Min	48	0	8.31	5.7762	31.4224	62.84 %
8	Chalupa, Cyril	17	U	CO	Min	50	0	9.29	5.3821	29.2785	58.56 %
9	Jarmar, František	45	U	CO	Min	38	0	9.21	4.1260	22.4454	44.89 %
10	Matýsek, Jaroslav	82	U	CO	Min	43	10	10.08	3.2738	17.8094	35.62 %
11	Krejčí, Stanislav	63	U	CO	Min	0	0	0.00	0.0000	0.0000	0.00 %

Stage Results - Limited

Place	Name	No.	Class	Div	PF	Points	Pen	Time	Hit Factor	Stage Pts	Stage %
1	Liehne, Zdeněk	76	U	L	Maj	50	0	5.70	8.7719	50.0000	100.00 %
2	Hladík, Ondrej	36	U	L	Maj	47	0	5.65	8.3186	47.4162	94.83 %
3	Pecha, Tomáš	102	U	L	Min	44	0	5.87	7.4957	42.7256	85.45 %
4	Zuska, Petr	184	U	L	Min	50	0	6.83	7.3206	41.7276	83.46 %
5	Ladič, Tibor	72	U	L	Min	50	0	6.85	7.2993	41.6062	83.21 %
6	Smejkal, Lukáš	135	U	L	Min	50	0	6.93	7.2150	41.1256	82.25 %
7	Znamenacek, Petr	177	U	L	Maj	49	0	6.91	7.0912	40.4200	80.84 %
8	Kadlčík, Karel	51	U	L	Min	40	0	5.73	6.9808	39.7907	79.58 %
9	Vlček, Lukáš	166	U	L	Min	46	0	6.65	6.9173	39.4287	78.86 %
10	Tošenovská, Martina	157	U	L	Min	48	0	6.97	6.8867	39.2543	78.51 %
11	Kadlec, Michal	181	U	L	Maj	50	0	7.33	6.8213	38.8815	77.76 %
12	Vacko, Robert	160	U	L	Min	46	0	6.78	6.7847	38.6729	77.35 %
13	Halama, Petr	32	U	L	Min	44	0	6.49	6.7797	38.6444	77.29 %
14	Rakušan, Josef	185	U	L	Maj	46	0	6.80	6.7647	38.5589	77.12 %
15	Fiala, Jan	26	U	L	Min	48	0	7.23	6.6390	37.8424	75.68 %
16	Janošek, Dušan	44	U	L	Min	46	0	6.93	6.6378	37.8356	75.67 %

17	Plch, Josef	109	U	L	Min	48	0	7.31	6.5663	37.4280	74.86 %
18	Elstner, Marek	25	U	L	Min	46	0	7.05	6.5248	37.1915	74.38 %
19	Svojanovský, Daniel	151	U	L	Maj	48	0	7.37	6.5129	37.1237	74.25 %
20	Hudeček, František	43	U	L	Min	46	0	7.11	6.4698	36.8780	73.76 %
21	Šoustar, Ivo	139	U	L	Maj	49	0	7.88	6.2183	35.4444	70.89 %
22	Fiala jr., Jan	27	U	L	Min	46	0	7.51	6.1252	34.9138	69.83 %
23	Bernat, Petr	8	U	L	Min	46	0	7.52	6.1170	34.8670	69.73 %
24	Vaclavik, Jaroslav	161	U	L	Maj	44	10	5.59	6.0823	34.6692	69.34 %
25	Chmelíček, Libor	18	U	L	Min	46	0	7.60	6.0526	34.4999	69.00 %
26	Komínek, Jiří	57	U	L	Maj	46	0	7.66	6.0052	34.2298	68.46 %
27	Jašek, František	46	U	L	Min	38	0	6.42	5.9190	33.7384	67.48 %
28	Machek, Pavel	77	U	L	Min	46	0	7.90	5.8228	33.1901	66.38 %
29	Jurásek, Ondřej	49	U	L	Min	44	0	8.03	5.4795	31.2333	62.47 %
30	Ševčík, Jan	126	U	L	Min	46	0	8.40	5.4762	31.2144	62.43 %
31	Meca, Valdemar	83	U	L	Min	44	0	8.10	5.4321	30.9631	61.93 %
32	Gazda, David	29	U	L	Min	42	0	7.78	5.3985	30.7716	61.54 %
33	Marek, Tomáš	79	U	L	Min	42	0	7.78	5.3985	30.7716	61.54 %
34	Šejvlová, Veronika	125	U	L	Min	44	0	8.27	5.3204	30.3264	60.65 %
35	Liehne, Irena	74	U	L	Min	46	0	8.75	5.2571	29.9656	59.93 %
36	Horinek, Milos	39	U	L	Maj	46	0	8.79	5.2332	29.8293	59.66 %
37	Batěk, Jarda	4	U	L	Min	42	0	8.04	5.2239	29.7763	59.55 %
38	Novotný, Zdeněk	186	U	L	Min	46	0	8.89	5.1744	29.4942	58.99 %
39	Tischlerová, Markéta	156	U	L	Maj	45	0	8.99	5.0056	28.5320	57.06 %
40	Sixta, Bedřich	127	U	L	Min	42	0	8.43	4.9822	28.3986	56.80 %
41	David, Jaroslav	21	U	L	Min	42	0	8.44	4.9763	28.3650	56.73 %
42	Vrábel, Lukáš	170	U	L	Min	34	0	6.85	4.9635	28.2920	56.58 %
43	Belfin, Dalibor	7	U	L	Min	40	0	8.15	4.9080	27.9757	55.95 %
44	Pihávková, Natálie	106	U	L	Min	48	0	9.85	4.8731	27.7768	55.55 %
45	Horáčková, Anna	38	U	L	Min	42	0	8.62	4.8724	27.7728	55.55 %
46	Smejkal, Martin	136	U	L	Min	46	0	9.46	4.8626	27.7169	55.43 %
47	Konvičný, Lumír	59	U	L	Min	48	0	9.91	4.8436	27.6086	55.22 %
48	Elišák, Milan	24	U	L	Min	44	0	9.29	4.7363	26.9970	53.99 %
49	Hubner, Luboš	42	U	L	Min	42	0	8.92	4.7085	26.8385	53.68 %
50	Novák, Miloš	95	U	L	Min	40	0	8.67	4.6136	26.2976	52.60 %
51	Dvořák, Vladislav	23	U	L	Min	38	0	8.59	4.4237	25.2152	50.43 %
52	Špeta, Jakub	141	U	L	Min	36	0	8.28	4.3478	24.7825	49.57 %
53	Slováček, Pavel	134	U	L	Min	42	0	9.82	4.2770	24.3790	48.76 %
54	Švadláková, Miroslava	187	U	L	Min	42	0	10.04	4.1833	23.8449	47.69 %
55	Kukula, Otto	67	U	L	Min	38	0	9.23	4.1170	23.4670	46.93 %
56	Grohol, Radim	31	U	L	Min	42	0	10.28	4.0856	23.2880	46.58 %
57	Vopařil, Josef	168	U	L	Min	46	0	11.60	3.9655	22.6034	45.21 %
58	Kašpar, Josef	55	U	L	Maj	47	0	12.41	3.7873	21.5877	43.18 %
59	Kupčík, Pavel	69	U	L	Min	42	0	11.13	3.7736	21.5096	43.02 %
60	Částek, Jindřich	14	U	L	Min	40	0	10.67	3.7488	21.3682	42.74 %
61	Konvičná, Růžena	58	U	L	Min	42	0	11.54	3.6395	20.7452	41.49 %

Stage Results - Open

Place	Name	No.	Class	Div	PF	Points	Pen	Time	Hit Factor	Stage Pts	Stage %
1	Novotny, Martin	98	U	O	Maj	49	0	5.27	9.2979	50.0000	100.00 %
2	Běhal, Jiří	6	U	O	Maj	50	0	5.40	9.2593	49.7924	99.58 %
3	Glac, Martin	30	U	O	Maj	44	0	5.14	8.5603	46.0335	92.07 %
4	Heneš, Zdeněk	183	U	O	Maj	46	0	5.68	8.0986	43.5507	87.10 %
5	Navrátil, Martin	90	U	O	Maj	47	0	6.07	7.7430	41.6384	83.28 %
6	Vystyd, Václav	172	U	O	Maj	48	0	6.22	7.7170	41.4986	83.00 %
7	Samek, Petr	123	U	O	Maj	47	0	6.23	7.5441	40.5688	81.14 %
8	Richter, Petr	118	U	O	Maj	49	0	7.02	6.9801	37.5359	75.07 %
9	Novotný, Jaroslav	97	U	O	Min	46	0	6.81	6.7548	36.3243	72.65 %
10	Žáček, Milan	174	U	O	Maj	46	0	7.91	5.8154	31.2727	62.55 %
11	Šustrová, Kateřina	149	U	O	Maj	46	0	8.49	5.4181	29.1361	58.27 %

12	Novotná, Natálie	96	U	O	Maj	46	0	8.51	5.4054	29.0679	58.14 %
----	------------------	----	---	---	-----	----	---	------	--------	---------	---------

Stage Results - PCC

Place	Name	No.	Class	Div	PF	Points	Pen	Time	Hit Factor	Stage Pts	Stage %
1	Slavík, Daniel	129	D	PCC	Min	50	0	4.83	10.3520	50.0000	100.00 %
2	Bures, Vitezslav	13	D	PCC	Min	50	0	5.19	9.6339	46.5316	93.06 %
3	Sudek, Lukáš	146	D	PCC	Min	48	0	5.34	8.9888	43.4158	86.83 %
4	Synek, Miloš	152	D	PCC	Min	48	0	5.61	8.5561	41.3258	82.65 %
5	Rataj, Jan	116	D	PCC	Min	50	0	5.99	8.3472	40.3168	80.63 %
6	Nosál, Matúš	94	D	PCC	Min	46	0	5.70	8.0702	38.9789	77.96 %
7	Bulko, Peter	178	D	PCC	Min	50	0	6.26	7.9872	38.5781	77.16 %
8	Rozehnal, Pavel	121	D	PCC	Min	48	0	6.07	7.9077	38.1941	76.39 %
9	Peša, Jaroslav	103	D	PCC	Min	48	0	6.47	7.4189	35.8332	71.67 %
10	Kubáč, Vítězslav	64	D	PCC	Min	46	0	6.25	7.3600	35.5487	71.10 %
11	Korecký, Jan	60	D	PCC	Min	50	0	6.80	7.3529	35.5144	71.03 %
12	Radkovič, Michal	114	D	PCC	Min	46	0	6.54	7.0336	33.9722	67.94 %
13	Adam, Michal	1	D	PCC	Min	48	0	6.91	6.9465	33.5515	67.10 %
14	Němeček, Pavel	91	D	PCC	Min	48	0	7.25	6.6207	31.9779	63.96 %
15	Kučerík, Petr	65	D	PCC	Min	44	0	6.81	6.4611	31.2070	62.41 %
16	Střešinka, Miroslav	145	D	PCC	Min	44	0	6.84	6.4327	31.0698	62.14 %
17	Svoboda, Jiří	150	D	PCC	Min	44	0	6.90	6.3768	30.7998	61.60 %
18	Vysloužil, Tomáš	171	D	PCC	Min	48	0	7.54	6.3660	30.7477	61.50 %
19	Musil, Eduard	87	D	PCC	Min	46	0	7.28	6.3187	30.5192	61.04 %
20	Cimburek, Lukas	19	D	PCC	Min	44	0	6.98	6.3037	30.4468	60.89 %
21	Bouda, Lukas	11	D	PCC	Min	46	0	7.30	6.3014	30.4357	60.87 %
22	Slavík, Jan	130	D	PCC	Min	50	0	7.95	6.2893	30.3772	60.75 %
23	Šustr, Miloš	148	D	PCC	Min	44	0	7.06	6.2323	30.1019	60.20 %
24	Heglas, Jakub	33	D	PCC	Min	46	0	7.44	6.1828	29.8628	59.73 %
25	Plzák, Jiří	111	D	PCC	Min	48	0	7.85	6.1146	29.5334	59.07 %
26	Španihelova, Tereza	140	D	PCC	Min	46	0	8.31	5.5355	26.7364	53.47 %
27	Plzák, Jan	110	D	PCC	Min	46	0	8.42	5.4632	26.3872	52.77 %
28	Telek, Jozef	153	D	PCC	Min	48	0	9.11	5.2689	25.4487	50.90 %
29	Tydláčka, Jiří	158	D	PCC	Min	42	0	8.13	5.1661	24.9522	49.90 %
30	Durda, Miroslav	22	D	PCC	Min	42	0	8.39	5.0060	24.1789	48.36 %
31	Bartoš, Richard	3	D	PCC	Min	48	0	10.76	4.4610	21.5466	43.09 %
32	Zalejský, Rostislav	175	D	PCC	Min	44	10	9.09	3.7404	18.0661	36.13 %

Stage Results - Production

Place	Name	No.	Class	Div	PF	Points	Pen	Time	Hit Factor	Stage Pts	Stage %
1	Hanzlíček, Ladislav	188	U	P	Min	46	0	5.38	8.5502	50.0000	100.00 %
2	Riha, Michal	119	U	P	Min	48	0	5.64	8.5106	49.7684	99.54 %
3	Bindík, Franta	9	D	P	Min	50	0	5.94	8.4175	49.2240	98.45 %
4	Kaprál, Vojtěch	54	U	P	Min	50	0	6.00	8.3333	48.7316	97.46 %
5	Balej, Zdeněk	2	U	P	Min	48	0	5.84	8.2192	48.0644	96.13 %
6	Liehne, Jan	75	U	P	Min	50	0	6.23	8.0257	46.9328	93.87 %
7	Zapletal, Miroslav	176	U	P	Min	48	0	6.03	7.9602	46.5498	93.10 %
8	Ščepko, Samuel	179	U	P	Min	50	0	6.65	7.5188	43.9686	87.94 %
9	Jedlička, Jiří	47	U	P	Min	48	0	6.42	7.4766	43.7218	87.44 %
10	Vomela, Lukáš	167	U	P	Min	48	0	6.79	7.0692	41.3394	82.68 %
11	Tichý, Lukáš	154	U	P	Min	42	0	5.95	7.0588	41.2786	82.56 %
12	Gabriel, Jiří	28	U	P	Min	44	0	6.24	7.0513	41.2347	82.47 %
13	Kala, Jakub	52	U	P	Min	46	0	6.65	6.9173	40.4511	80.90 %
14	Brázda, Robert	12	U	P	Min	46	0	6.69	6.8759	40.2090	80.42 %
15	Laburda, Jiří	71	U	P	Min	50	0	7.30	6.8493	40.0534	80.11 %
16	Slíva, Tomáš	132	U	P	Min	46	0	6.82	6.7449	39.4429	78.89 %
17	Pavlíček, Karel	101	U	P	Min	44	0	6.59	6.6768	39.0447	78.09 %
18	Vančura, Jan	165	U	P	Min	46	0	7.18	6.4067	37.4652	74.93 %
19	Čumová, Miroslava	20	U	P	Min	50	0	8.10	6.1728	36.0974	72.19 %

20	Resler, Jan	117	U	P	Min	46	0	7.47	6.1580	36.0109	72.02 %
21	Neumann, Michal	93	U	P	Min	46	0	7.60	6.0526	35.3945	70.79 %
22	Najmonová, Hana	89	U	P	Min	44	0	7.43	5.9219	34.6302	69.26 %
23	Vorlíček, Jan	169	U	P	Min	46	0	7.84	5.8673	34.3109	68.62 %
24	Růžička, Milan	122	U	P	Min	46	0	7.86	5.8524	34.2238	68.45 %
25	Štaud, František	143	U	P	Min	46	0	7.90	5.8228	34.0507	68.10 %
26	Škop, Ctirad	128	U	P	Min	42	0	7.48	5.6150	32.8355	65.67 %
27	Rajman, Jiří	115	U	P	Min	48	0	8.61	5.5749	32.6010	65.20 %
28	Váňa, Jindřich	163	U	P	Min	50	0	9.32	5.3648	31.3724	62.74 %
29	Batíkova, Dominika	5	U	P	Min	44	0	8.23	5.3463	31.2642	62.53 %
30	Slivečka, Zdeněk	133	U	P	Min	44	0	8.28	5.3140	31.0753	62.15 %
31	Valvoda, Marek	162	U	P	Min	46	0	8.66	5.3118	31.0624	62.12 %
32	Klimeš, Pavel	56	U	P	Min	42	0	8.17	5.1408	30.0625	60.12 %
33	Kuhtreiber, Karel	66	U	P	Min	46	0	8.95	5.1397	30.0560	60.11 %
34	Kalbáč, Martin	53	U	P	Min	44	0	8.66	5.0808	29.7116	59.42 %
35	Konvalina, Pavel	61	U	P	Min	44	0	8.73	5.0401	29.4736	58.95 %
36	Mužík, Pavel	88	U	P	Min	46	0	9.13	5.0383	29.4631	58.93 %
37	Pánek, Aleš	100	U	P	Min	44	0	8.77	5.0171	29.3391	58.68 %
38	Černý, Lubomír	16	U	P	Min	42	0	8.54	4.9180	28.7596	57.52 %
39	Šurý, Petr	147	U	P	Min	42	0	8.58	4.8951	28.6256	57.25 %
40	Poláchová, Lucie	113	U	P	Min	36	0	7.41	4.8583	28.4104	56.82 %
41	Němeček, Zdeněk	92	U	P	Min	46	0	9.62	4.7817	27.9625	55.93 %
42	Cehelský, Petr	15	U	P	Min	43	10	6.91	4.7757	27.9274	55.85 %
43	Polách, Josef	112	U	P	Min	38	0	7.96	4.7739	27.9169	55.83 %
44	Lakosil, Jaroslav	73	U	P	Min	44	0	9.25	4.7568	27.8169	55.63 %
45	Hrubý, Martin	41	U	P	Min	39	10	6.13	4.7308	27.6648	55.33 %
46	Štádl, Robert	142	U	P	Min	38	0	8.06	4.7146	27.5701	55.14 %
47	Jurásek, Petr	50	U	P	Min	46	0	9.88	4.6559	27.2268	54.45 %
48	Váňa st., Jindra	164	U	P	Min	46	0	11.28	4.0780	23.8474	47.69 %
49	Pícha, Jiří	105	U	P	Min	46	0	11.60	3.9655	23.1895	46.38 %
50	Slavík, Teo	131	U	P	Min	46	0	11.91	3.8623	22.5860	45.17 %
51	Mlynský, Miroslav	86	U	P	Min	36	0	10.81	3.3302	19.4744	38.95 %
52	Štěpánová, Martina	144	U	P	Min	36	0	11.22	3.2086	18.7633	37.53 %
53	Pinček, Martin	108	U	P	Min	40	10	11.97	2.5063	14.6564	29.31 %

Stage Results - Revolver

Place	Name	No.	Class	Div	PF	Points	Pen	Time	Hit Factor	Stage Pts	Stage %
1	Rossl, Karel	120	U	R	Min	50	0	36.10	1.3850	50.0000	100.00 %