






# USPSA TOP STŘELY MATCH 2020 - LONG RANGE - 2020-06-19

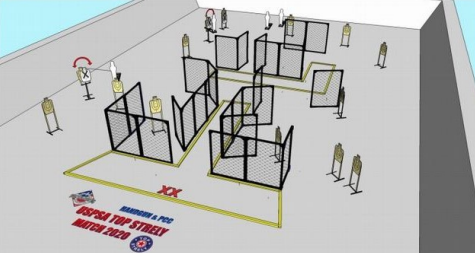


STAGE 1		"LONG RANGE"	
			
32	14	4	

START POSITION: Standing inside the shooting area, both heels touching mark.

GUN READY CONDITION: Handgun loaded and holstered, PCC loaded - Option 1

STAGE PROCEDURE: Upon start signal, engage targets from within the fault lines.



## Stage Results - Carry Optics

Place	Name	No.	Class	Div	PF	Points	Pen	Time	Hit Factor	Stage Pts	Stage %
1	Pijáček, Petr	91	U	CO	Min	148	0	21.15	6.9976	160.0000	100.00 %
2	Maderanek, Radim	52	U	CO	Min	142	0	20.59	6.8966	157.6906	98.56 %
3	Vyslouzil, Tomas	6	U	CO	Min	142	0	25.27	5.6193	128.4852	80.30 %
4	Holyszewski, Petr	113	U	CO	Min	139	30	38.62	2.8224	64.5341	40.33 %
5	Mikolášek, Martin	135	U	CO	Min	0	0	0.00	0.0000	0.0000	0.00 %

## Stage Results - Limited

Place	Name	No.	Class	Div	PF	Points	Pen	Time	Hit Factor	Stage Pts	Stage %
1	Liehne, Zdeněk	34	U	L	Maj	148	0	20.47	7.2301	160.0000	100.00 %
2	Horinek, Milos	141	U	L	Maj	152	0	21.52	7.0632	156.3066	97.69 %
3	Glos, Stanislav	71	U	L	Maj	147	0	22.73	6.4672	143.1172	89.45 %
4	Kubík, Karel	84	U	L	Maj	150	0	23.79	6.3052	139.5322	87.21 %
5	Kala, Jakub	59	U	L	Min	154	0	24.83	6.2022	137.2529	85.78 %
6	Novotny, Zdenek	58	U	L	Min	138	10	20.73	6.1746	136.6421	85.40 %
7	Ladič, Tibor	73	U	L	Min	152	0	25.26	6.0174	133.1633	83.23 %
8	Liehne, Irena	35	U	L	Min	154	0	25.99	5.9254	131.1274	81.95 %
9	Plch, Josef	89	U	L	Min	140	0	24.21	5.7827	127.9695	79.98 %
10	Kašpar, Jiří	81	U	L	Min	140	0	25.07	5.5844	123.5811	77.24 %
11	Slíva, Tomáš	147	U	L	Min	146	0	26.55	5.4991	121.6935	76.06 %
12	Kašpar, Josef	79	U	L	Maj	140	10	23.80	5.4622	120.8769	75.55 %
13	Botková, Zuzana	16	U	L	Min	140	0	25.78	5.4306	120.1776	75.11 %
14	Komínek, Jiří	82	U	L	Maj	141	10	24.43	5.3623	118.6661	74.17 %
15	Bouda, Lukas	17	U	L	Min	138	0	25.77	5.3551	118.5068	74.07 %
16	Elstner, Marek	12	U	L	Min	148	0	30.24	4.8942	108.3072	67.69 %
17	Tischlerová, Markéta	20	U	L	Min	134	0	27.46	4.8798	107.9885	67.49 %
18	Zalejský, Rostislav	118	U	L	Maj	144	10	28.07	4.7738	105.6428	66.03 %
19	Smejkal, Lukáš	25	U	L	Min	136	0	29.01	4.6880	103.7441	64.84 %
20	Machek, Pavel	18	U	L	Min	140	0	31.36	4.4643	98.7937	61.75 %
21	Gazda, David	4	U	L	Min	140	20	26.95	4.4527	98.5369	61.59 %
22	Vítek, Libor	55	U	L	Min	144	0	32.55	4.4240	97.9018	61.19 %
23	Janošek, Dušan	120	U	L	Min	142	0	33.92	4.1863	92.6416	57.90 %
24	David, Jaroslav	94	U	L	Min	132	0	31.81	4.1496	91.8294	57.39 %
25	Bina, Jiri	23	U	L	Min	139	10	31.09	4.1492	91.8206	57.39 %
26	Hudeček, František	13	U	L	Min	136	20	32.23	3.5991	79.6470	49.78 %
27	Zalejská, Draha	142	U	L	Min	119	10	38.64	2.8209	62.4257	39.02 %
28	Tošenovská, Martina	136	U	L	Min	0	0	0.00	0.0000	0.0000	0.00 %
29	Turková, Eva	131	U	L	Min	0	0	0.00	0.0000	0.0000	0.00 %
30	(DQ) Svadlakova, Miroslava	MURENA	U	L	Min						

## Stage Results - Open

Place	Name	No.	Class	Div	PF	Points	Pen	Time	Hit Factor	Stage Pts	Stage %
1	Heneš, Zdeněk	32	U	O	Maj	152	0	17.34	8.7659	160.0000	100.00 %
2	Běhal, Jiří	14	U	O	Maj	151	0	19.20	7.8646	143.5490	89.72 %
3	Glac, Martin	101	U	O	Maj	151	0	19.70	7.6650	139.9058	87.44 %

4	Novotný, Jaroslav	21	U	O	Maj	157	0	20.98	7.4833	136.5893	85.37 %
5	Samek, Petr	19	U	O	Maj	149	10	18.62	7.4651	136.2571	85.16 %
6	Šerý, Jiří	26	U	O	Maj	148	10	20.96	6.5840	120.1748	75.11 %
7	NAVRÁTIL, Martin	2	U	O	Maj	147	10	21.25	6.4471	117.6760	73.55 %
8	Šerá, Michaela	27	U	O	Maj	153	0	23.98	6.3803	116.4567	72.79 %
9	Šerá, Martina	28	U	O	Maj	140	10	20.46	6.3539	115.9749	72.48 %
10	Richter, Petr	15	U	O	Maj	152	0	24.20	6.2810	114.6442	71.65 %
11	Novotná, Natálie	22	U	O	Min	150	0	27.00	5.5556	101.4038	63.38 %

#### Stage Results - PCC

Place	Name	No.	Class	Div	PF	Points	Pen	Time	Hit Factor	Stage Pts	Stage %
1	Sudek, Lukáš	125	U	PCC	Min	137	10	15.51	8.1883	160.0000	100.00 %
2	Zencar, Pavol	124	U	PCC	Min	148	0	18.19	8.1363	158.9839	99.36 %
3	Synek, Milos	114	U	PCC	Min	150	0	21.33	7.0323	137.4117	85.88 %
4	Žolnay, Pavol	63	U	PCC	Min	154	0	22.07	6.9778	136.3467	85.22 %
5	Mach, Lukáš	3	U	PCC	Min	142	0	20.86	6.8073	133.0152	83.13 %
6	Kubáč, Vítězslav	96	U	PCC	Min	146	0	21.84	6.6850	130.6254	81.64 %
7	Waldschütz, Wolfgang	140	U	PCC	Min	140	0	21.32	6.5666	128.3119	80.19 %
8	Bures, Vitezslav	43	U	PCC	Min	145	10	20.68	6.5280	127.5576	79.72 %
9	Pevek, Markus	116	U	PCC	Min	152	0	23.60	6.4407	125.8518	78.66 %
10	Musil, Eda	42	U	PCC	Min	142	0	22.15	6.4108	125.2675	78.29 %
11	Tiefenbach, Martin	45	U	PCC	Min	152	0	23.74	6.4027	125.1092	78.19 %
12	Krátký, Václav	85	U	PCC	Min	144	0	22.78	6.3213	123.5187	77.20 %
13	Maška, Richard	110	U	PCC	Min	140	0	22.18	6.3120	123.3370	77.09 %
14	Vaňura, Petr	105	U	PCC	Min	150	0	24.30	6.1728	120.6170	75.39 %
15	Karlin, Marcus	115	U	PCC	Min	141	10	22.66	5.7811	112.9631	70.60 %
16	Svoboda, Jiří	44	U	PCC	Min	138	0	24.22	5.6978	111.3354	69.58 %
17	Mach, Petr	74	U	PCC	Min	131	10	21.33	5.6728	110.8469	69.28 %
18	Malý, Daniel	66	U	PCC	Min	154	0	27.36	5.6287	109.9852	68.74 %
19	Plzák, Jiří	106	U	PCC	Min	150	0	27.12	5.5310	108.0762	67.55 %
20	Dosoudil, Radek	5	U	PCC	Min	137	10	23.42	5.4227	105.9600	66.22 %
21	Rozehnal, Pavel	47	U	PCC	Min	143	20	23.07	5.3316	104.1799	65.11 %
22	Peša, Jaroslav	40	U	PCC	Min	134	0	27.27	4.9138	96.0160	60.01 %
23	Šmíd, Martin	46	U	PCC	Min	146	0	30.60	4.7712	93.2296	58.27 %
24	Malý, Jan	65	U	PCC	Min	148	0	32.28	4.5849	89.5893	55.99 %
25	Krátká, Marie	86	U	PCC	Min	131	10	27.33	4.4274	86.5117	54.07 %
26	Radkovič, Michal	41	U	PCC	Min	122	20	23.18	4.4003	85.9822	53.74 %
27	Krychl, Michael	139	U	PCC	Min	150	0	34.40	4.3605	85.2045	53.25 %
28	Valko, David	129	U	PCC	Min	135	10	30.86	4.0506	79.1490	49.47 %
29	Kučefík, Petr	111	U	PCC	Min	132	60	23.09	3.1182	60.9299	38.08 %





#### Stage Results - Production

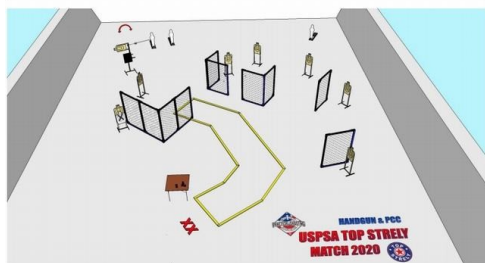
Place	Name	No.	Class	Div	PF	Points	Pen	Time	Hit Factor	Stage Pts	Stage %
1	Štěpán, Michal	49	U	P	Min	152	0	18.08	8.4071	160.0000	100.00 %
2	Zapletal, Miroslav	112	U	P	Min	156	0	20.60	7.5728	144.1220	90.08 %
3	Kužel, Zdeněk	37	U	P	Min	130	0	19.61	6.6293	126.1657	78.85 %
4	Liehne, Jan	33	U	P	Min	144	0	23.43	6.1460	116.9678	73.10 %
5	Kaprál, Vojtěch	127	U	P	Min	146	0	24.57	5.9422	113.0892	70.68 %
6	Broz, Jakub	60	U	P	Min	143	10	22.57	5.8928	112.1490	70.09 %
7	Cehelský, Petr	48	U	P	Min	140	0	23.82	5.8774	111.8559	69.91 %
8	Ščepko, Samuel	146	U	P	Min	138	0	23.66	5.8326	111.0033	69.38 %
9	Němeček, Zdeněk	99	U	P	Min	144	0	24.87	5.7901	110.1945	68.87 %
10	Hodoval, Pavel	104	U	P	Min	144	0	25.00	5.7600	109.6216	68.51 %
11	Balej, Zdeněk	95	U	P	Min	138	10	24.45	5.2352	99.6339	62.27 %
12	Gabriel, Jiří	68	U	P	Min	140	0	27.11	5.1641	98.2807	61.43 %
13	Černý, Lubomír	7	U	P	Min	148	0	29.57	5.0051	95.2547	59.53 %
14	Šindelář, Fanda	30	U	P	Min	137	10	25.61	4.9590	94.3774	58.99 %
15	Neumann, Michal	57	U	P	Min	142	0	30.07	4.7223	89.8726	56.17 %
16	Najmonova, Hana	36	U	P	Min	150	0	33.21	4.5167	85.9597	53.72 %
17	Škop, Ctirad	137	U	P	Min	131	10	27.45	4.4080	83.8910	52.43 %
18	Grygar, Zdeněk	50	U	P	Min	138	0	31.60	4.3671	83.1126	51.95 %
19	Pánek, Aleš	97	U	P	Min	142	0	33.00	4.3030	81.8927	51.18 %
20	Chernobai, Valentina	144	U	P	Min	144	0	33.80	4.2604	81.0819	50.68 %
21	Šilhán, Jiří	11	U	P	Min	129	10	28.40	4.1901	79.7440	49.84 %

22	Paseka, Vlastimil	75	U	P	Min	152	0	36.87	4.1226	78.4594	49.04 %
23	Vančura, Jan	69	U	P	Min	143	10	33.17	4.0096	76.3088	47.69 %
24	Votava, Radovan	67	U	P	Min	136	0	33.99	4.0012	76.1490	47.59 %
25	Piatke, Ondřej	90	U	P	Min	134	0	33.97	3.9447	75.0737	46.92 %
26	Dvořák, Petr	128	U	P	Min	126	20	28.39	3.7337	71.0580	44.41 %
27	CHALOUPKA, Jakub	53	U	P	Min	146	0	41.39	3.5274	67.1318	41.96 %
28	Pěčková, Petra	92	U	P	Min	138	0	41.26	3.3446	63.6529	39.78 %
29	Nathanielova, Nicole	62	U	P	Min	110	20	46.02	1.9557	37.2200	23.26 %
30	Peka, Petr	133	U	P	Min	107	40	41.60	1.6106	30.6522	19.16 %
31	Minařík, Jan	134	U	P	Min	0	0	0.00	0.0000	0.0000	0.00 %
32	Slavík, Daniel	98	U	P	Min	0	0	0.00	0.0000	0.0000	0.00 %
33	Švajka, Ondřej	102	U	P	Min	0	0	0.00	0.0000	0.0000	0.00 %

Generated by PractiScore for Android (1.6.43 Lenovo) at 2020-06-21 16:35 +0200

# USPSA TOP STŘELY MATCH 2020 - SOME LIKE IT HOT - 2020-06-19

	<b>STAGE 2</b> "SOME LIKE IT HOT"		
	 19	 8	 3
START POSITION: Standing outside the shooting area, both heels touching mark.			
GUN READY CONDITION: Handgun Unloaded on table. All magazines on table			
STAGE PROCEDURE: Upon start signal, engage targets from within the fault lines.			



## Stage Results - Carry Optics

Place	Name	No.	Class	Div	PF	Points	Pen	Time	Hit Factor	Stage Pts	Stage %
1	Maderanek, Radim	52	U	CO	Min	87	0	11.97	7.2682	95.0000	100.00 %
2	Pijáček, Petr	91	U	CO	Min	83	0	11.93	6.9573	90.9363	95.72 %
3	Vyslouzil, Tomas	6	U	CO	Min	87	0	14.71	5.9143	77.3037	81.37 %
4	Holyszewski, Petr	113	U	CO	Min	84	10	20.52	3.6062	47.1353	49.62 %
5	Mikolášek, Martin	135	U	CO	Min	0	0	0.00	0.0000	0.0000	0.00 %

## Stage Results - Limited

Place	Name	No.	Class	Div	PF	Points	Pen	Time	Hit Factor	Stage Pts	Stage %
1	Liehne, Zdeněk	34	U	L	Maj	93	0	11.61	8.0103	95.0000	100.00 %
2	Horinek, Milos	141	U	L	Maj	92	0	12.88	7.1429	84.7129	89.17 %
3	Ladič, Tibor	73	U	L	Min	91	0	14.53	6.2629	74.2763	78.19 %
4	Liehne, Irena	35	U	L	Min	95	0	15.54	6.1133	72.5021	76.32 %
5	Plch, Josef	89	U	L	Min	87	0	14.61	5.9548	70.6223	74.34 %
6	Kašpar, Jiří	81	U	L	Min	87	0	14.89	5.8428	69.2940	72.94 %
7	Glos, Stanislav	71	U	L	Maj	88	0	15.12	5.8201	69.0248	72.66 %
8	Bouda, Lukas	17	U	L	Min	89	0	15.33	5.8056	68.8529	72.48 %
9	Elstner, Marek	12	U	L	Min	87	0	15.06	5.7769	68.5125	72.12 %
10	Botková, Zuzana	16	U	L	Min	87	0	15.50	5.6129	66.5675	70.07 %
11	Zalejský, Rostislav	118	U	L	Maj	85	0	15.19	5.5958	66.3647	69.86 %
12	Hudeček, František	13	U	L	Min	91	0	16.67	5.4589	64.7411	68.15 %
13	Kala, Jakub	59	U	L	Min	87	0	15.97	5.4477	64.6083	68.01 %
14	Slíva, Tomáš	147	U	L	Min	91	0	17.16	5.3030	62.8922	66.20 %
15	Gazda, David	4	U	L	Min	87	0	16.41	5.3016	62.8755	66.18 %
16	Komínek, Jiří	82	U	L	Maj	90	0	17.05	5.2786	62.6028	65.90 %
17	Tischlerová, Markéta	20	U	L	Min	89	0	17.66	5.0396	59.7683	62.91 %
18	Novotny, Zdenek	58	U	L	Min	76	10	13.32	4.9550	58.7650	61.86 %
19	Machek, Pavel	18	U	L	Min	81	0	16.61	4.8766	57.8352	60.88 %
20	David, Jaroslav	94	U	L	Min	89	10	16.45	4.8024	56.9552	59.95 %
21	Smejkal, Lukáš	25	U	L	Min	88	10	16.58	4.7045	55.7941	58.73 %
22	Kubík, Karel	84	U	L	Maj	92	0	20.05	4.5885	54.4184	57.28 %
23	Vítek, Libor	55	U	L	Min	77	0	16.91	4.5535	54.0033	56.85 %
24	Bina, Jiri	23	U	L	Min	78	10	16.44	4.1363	49.0554	51.64 %
25	Janošek, Dušan	120	U	L	Min	85	0	20.76	4.0944	48.5585	51.11 %
26	Turková, Eva	131	U	L	Min	76	10	17.15	3.8484	45.6410	48.04 %
27	Kašpar, Josef	79	U	L	Maj	83	20	18.88	3.3369	39.5747	41.66 %
28	Zalejská, Draha	142	U	L	Min	85	0	26.56	3.2003	37.9547	39.95 %
29	Tošenovská, Martina	136	U	L	Min	0	0	0.00	0.0000	0.0000	0.00 %
30	(DQ) Svadlakova, Miroslava	MURENA	U	L	Min						

## Stage Results - Open

Place	Name	No.	Class	Div	PF	Points	Pen	Time	Hit Factor	Stage Pts	Stage %
1	Běhal, Jiří	14	U	O	Maj	92	0	11.31	8.1344	95.0000	100.00 %
2	Šerá, Martina	28	U	O	Maj	89	0	11.03	8.0689	94.2350	99.19 %

3	Šerý, Jiří	26	U	O	Maj	93	0	11.86	7.8415	91.5793	96.40 %
4	Novotný, Jaroslav	21	U	O	Maj	89	0	11.82	7.5296	87.9367	92.56 %
5	Glac, Martin	101	U	O	Maj	92	0	13.03	7.0606	82.4593	86.80 %
6	Richter, Petr	15	U	O	Maj	95	0	14.35	6.6202	77.3160	81.39 %
7	NAVRÁTIL, Martin	2	U	O	Maj	92	0	14.18	6.4880	75.7720	79.76 %
8	Heneš, Zdeněk	32	U	O	Maj	86	0	13.54	6.3516	74.1790	78.08 %
9	Samek, Petr	19	U	O	Maj	90	0	15.03	5.9880	69.9326	73.61 %
10	Novotná, Natálie	22	U	O	Min	93	0	16.21	5.7372	67.0036	70.53 %
11	Šerá, Michaela	27	U	O	Maj	88	0	15.49	5.6811	66.3484	69.84 %

### Stage Results - PCC

Place	Name	No.	Class	Div	PF	Points	Pen	Time	Hit Factor	Stage Pts	Stage %
1	Zencar, Pavol	124	U	PCC	Min	79	0	9.13	8.6528	95.0000	100.00 %
2	Mach, Lukáš	3	U	PCC	Min	93	0	11.09	8.3859	92.0697	96.92 %
3	Sudek, Lukáš	125	U	PCC	Min	89	0	10.94	8.1353	89.3183	94.02 %
4	Pevek, Markus	116	U	PCC	Min	87	0	11.94	7.2864	79.9982	84.21 %
5	Synek, Milos	114	U	PCC	Min	95	0	13.10	7.2519	79.6194	83.81 %
6	Bures, Vitezslav	43	U	PCC	Min	85	0	11.81	7.1973	79.0199	83.18 %
7	Karlin, Marcus	115	U	PCC	Min	89	0	12.47	7.1371	78.3590	82.48 %
8	Maška, Richard	110	U	PCC	Min	91	0	12.95	7.0270	77.1502	81.21 %
9	Vadůra, Petr	105	U	PCC	Min	91	0	13.17	6.9096	75.8612	79.85 %
10	Dosoudil, Radek	5	U	PCC	Min	87	0	13.07	6.6565	73.0824	76.93 %
11	Tiefenbach, Martin	45	U	PCC	Min	91	0	13.78	6.6038	72.5038	76.32 %
12	Šmíd, Martin	46	U	PCC	Min	87	0	13.20	6.5909	72.3622	76.17 %
13	Rozehnal, Pavel	47	U	PCC	Min	91	0	14.23	6.3949	70.2103	73.91 %
14	Žolnay, Pavol	63	U	PCC	Min	77	0	12.13	6.3479	69.6943	73.36 %
15	Kučeřík, Petr	111	U	PCC	Min	95	0	15.27	6.2213	68.3043	71.90 %
16	Malý, Daniel	66	U	PCC	Min	95	0	15.34	6.1930	67.9936	71.57 %
17	Krátký, Václav	85	U	PCC	Min	95	0	15.37	6.1809	67.8608	71.43 %
18	Mach, Petr	74	U	PCC	Min	85	0	14.63	5.8100	63.7886	67.15 %
19	Musil, Eda	42	U	PCC	Min	83	0	14.41	5.7599	63.2385	66.57 %
20	Krychl, Michael	139	U	PCC	Min	91	0	16.12	5.6452	61.9792	65.24 %
21	Waldschütz, Wolfgang	140	U	PCC	Min	82	10	12.98	5.5470	60.9011	64.11 %
22	Radkovič, Michal	41	U	PCC	Min	87	10	14.06	5.4765	60.1271	63.29 %
23	Kubáč, Vítězslav	96	U	PCC	Min	87	0	16.42	5.2984	58.1717	61.23 %
24	Malý, Jan	65	U	PCC	Min	95	0	20.89	4.5476	49.9286	52.56 %
25	Plzák, Jiří	106	U	PCC	Min	85	0	19.52	4.3545	47.8085	50.32 %
26	Svoboda, Jiří	44	U	PCC	Min	93	0	26.56	3.5015	38.4433	40.47 %
27	Krátká, Marie	86	U	PCC	Min	79	0	23.46	3.3674	36.9710	38.92 %
28	Valko, David	129	U	PCC	Min	84	10	24.11	3.0693	33.6982	35.47 %
29	Peša, Jaroslav	40	U	PCC	Min	83	0	35.22	2.3566	25.8734	27.24 %






### Stage Results - Production

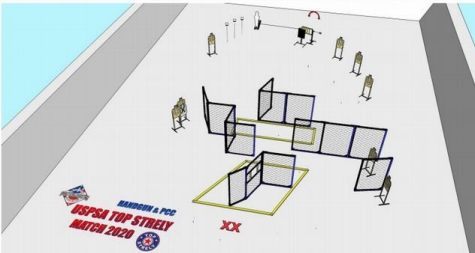
Place	Name	No.	Class	Div	PF	Points	Pen	Time	Hit Factor	Stage Pts	Stage %
1	Zapletal, Miroslav	112	U	P	Min	93	0	11.61	8.0103	95.0000	100.00 %
2	Štěpán, Michal	49	U	P	Min	89	0	11.48	7.7526	91.9437	96.78 %
3	Kaprál, Vojtěch	127	U	P	Min	91	0	13.40	6.7910	80.5394	84.78 %
4	Balej, Zdeněk	95	U	P	Min	91	0	13.68	6.6520	78.8909	83.04 %
5	Kužel, Zdeněk	37	U	P	Min	75	0	11.36	6.6021	78.2991	82.42 %
6	Ščepko, Samuel	146	U	P	Min	85	0	12.96	6.5586	77.7832	81.88 %
7	Hodoval, Pavel	104	U	P	Min	93	0	14.65	6.3481	75.2868	79.25 %
8	Šindelář, Fanda	30	U	P	Min	85	0	13.52	6.2870	74.5621	78.49 %
9	Liehne, Jan	33	U	P	Min	89	0	14.21	6.2632	74.2799	78.19 %
10	Broz, Jakub	60	U	P	Min	89	0	14.36	6.1978	73.5042	77.37 %
11	Gabriel, Jiří	68	U	P	Min	81	0	13.16	6.1550	72.9966	76.84 %
12	Cehelský, Petr	48	U	P	Min	85	0	14.75	5.7627	68.3441	71.94 %
13	Němeček, Zdeněk	99	U	P	Min	79	0	13.96	5.6590	67.1142	70.65 %
14	Vančura, Jan	69	U	P	Min	91	0	16.37	5.5589	65.9271	69.40 %
15	Škop, Ctirad	137	U	P	Min	87	0	16.06	5.4172	64.2465	67.63 %
16	Dvořák, Petr	128	U	P	Min	81	0	15.57	5.2023	61.6979	64.95 %
17	Piatke, Ondřej	90	U	P	Min	85	0	16.47	5.1609	61.2069	64.43 %
18	Pánek, Aleš	97	U	P	Min	89	0	17.68	5.0339	59.7007	62.84 %
19	Neumann, Michal	57	U	P	Min	81	0	16.16	5.0124	59.4457	62.57 %
20	Grygar, Zdeněk	50	U	P	Min	81	0	16.38	4.9451	58.6476	61.73 %

21	Najmonova, Hana	36	U	P	Min	85	0	17.76	4.7860	56.7607	59.75 %
22	Černý, Lubomír	7	U	P	Min	81	0	17.14	4.7258	56.0467	59.00 %
23	Votava, Radovan	67	U	P	Min	83	0	19.31	4.2983	50.9767	53.66 %
24	Šilhán, Jiří	11	U	P	Min	85	0	19.80	4.2929	50.9126	53.59 %
25	Chernobai, Valentina	144	U	P	Min	73	0	19.31	3.7804	44.8345	47.19 %
26	CHALOUPKA, Jakub	53	U	P	Min	83	0	22.57	3.6774	43.6130	45.91 %
27	Peka, Petr	133	U	P	Min	79	0	21.88	3.6106	42.8207	45.07 %
28	Pěčková, Petra	92	U	P	Min	79	10	20.22	3.4125	40.4713	42.60 %
29	Paseka, Vlastimil	75	U	P	Min	81	0	24.96	3.2452	38.4872	40.51 %
30	Nathanielova, Nicole	62	U	P	Min	77	0	24.59	3.1314	37.1376	39.09 %
31	Minařík, Jan	134	U	P	Min	0	0	0.00	0.0000	0.0000	0.00 %
32	Slavík, Daniel	98	U	P	Min	0	0	0.00	0.0000	0.0000	0.00 %
33	Švajka, Ondřej	102	U	P	Min	0	0	0.00	0.0000	0.0000	0.00 %

Generated by PractiScore for Android (1.6.43 Lenovo) at 2020-06-21 16:36 +0200

# USPSA TOP STŘELY MATCH 2020 - REAR WINDOW - 2020-06-19

	<b>STAGE 3</b>			
	<i>"REAR WINDOW"</i>			
				
	22	9	1	3
START POSITION: Standing Outside the shooting area, both heels touching mark.				
GUN READY CONDITION: Handgun loaded and holstered, PCC loaded - Option 1				
STAGE PROCEDURE: Upon start signal, engage targets from within the fault lines.				



## Stage Results - Carry Optics

Place	Name	No.	Class	Div	PF	Points	Pen	Time	Hit Factor	Stage Pts	Stage %
1	Maderanek, Radim	52	U	CO	Min	102	0	14.29	7.1379	110.0000	100.00 %
2	Pijáček, Petr	91	U	CO	Min	106	0	15.14	7.0013	107.8949	98.09 %
3	Mikolášek, Martin	135	U	CO	Min	98	0	15.45	6.3430	97.7500	88.86 %
4	Vyslouzil, Tomas	6	U	CO	Min	102	0	17.21	5.9268	91.3361	83.03 %
5	Holyszewski, Petr	113	U	CO	Min	106	0	23.96	4.4240	68.1769	61.98 %

## Stage Results - Limited

Place	Name	No.	Class	Div	PF	Points	Pen	Time	Hit Factor	Stage Pts	Stage %
1	Liehne, Zdeněk	34	U	L	Maj	107	0	12.87	8.3139	110.0000	100.00 %
2	Horinek, Milos	141	U	L	Maj	108	0	13.86	7.7922	103.0975	93.72 %
3	Kubík, Karel	84	U	L	Maj	109	0	16.52	6.5981	87.2985	79.36 %
4	Kala, Jakub	59	U	L	Min	110	0	16.70	6.5868	87.1490	79.23 %
5	Slíva, Tomáš	147	U	L	Min	102	0	15.54	6.5637	86.8434	78.95 %
6	Novotny, Zdenek	58	U	L	Min	98	0	15.27	6.4178	84.9130	77.19 %
7	Kašpar, Jiří	81	U	L	Min	94	0	14.67	6.4076	84.7780	77.07 %
8	Ladič, Tibor	73	U	L	Min	106	0	16.76	6.3246	83.6799	76.07 %
9	Plch, Josef	89	U	L	Min	104	0	16.50	6.3030	83.3941	75.81 %
10	Glos, Stanislav	71	U	L	Maj	98	0	15.96	6.1404	81.2427	73.86 %
11	Tošenovská, Martina	136	U	L	Min	100	0	16.62	6.0168	79.6074	72.37 %
12	Liehne, Irena	35	U	L	Min	108	0	18.59	5.8096	76.8660	69.88 %
13	Machek, Pavel	18	U	L	Min	106	0	18.70	5.6684	74.9978	68.18 %
14	Bouda, Lukas	17	U	L	Min	98	0	18.39	5.3290	70.5072	64.10 %
15	Botková, Zuzana	16	U	L	Min	96	0	18.56	5.1724	68.4353	62.21 %
16	Tischlerová, Markéta	20	U	L	Min	88	0	17.27	5.0955	67.4178	61.29 %
17	Vítek, Libor	55	U	L	Min	100	0	19.86	5.0352	66.6200	60.56 %
18	Gazda, David	4	U	L	Min	106	0	21.39	4.9556	65.5668	59.61 %
19	Kašpar, Josef	79	U	L	Maj	92	20	14.59	4.9349	65.2929	59.36 %
20	Hudeček, František	13	U	L	Min	108	0	21.89	4.9338	65.2784	59.34 %
21	Smejkal, Lukáš	25	U	L	Min	102	0	21.29	4.7910	63.3890	57.63 %
22	Komínek, Jiří	82	U	L	Maj	98	0	20.50	4.7805	63.2501	57.50 %
23	Zalejský, Rostislav	118	U	L	Maj	90	10	16.91	4.7309	62.5938	56.90 %
24	Turková, Eva	131	U	L	Min	99	10	19.71	4.5155	59.7439	54.31 %
25	David, Jaroslav	94	U	L	Min	98	0	23.47	4.1755	55.2454	50.22 %
26	Janošek, Dušan	120	U	L	Min	106	0	28.53	3.7154	49.1579	44.69 %
27	Bina, Jiri	23	U	L	Min	101	20	22.67	3.5730	47.2738	42.98 %
28	Elstner, Marek	12	U	L	Min	84	20	22.94	2.7899	36.9128	33.56 %
29	Zalejská, Draha	142	U	L	Min	83	10	29.90	2.4415	32.3031	29.37 %
30	(DQ) Svadlakova, Miroslava	MURENA	U	L	Min						

## Stage Results - Open

Place	Name	No.	Class	Div	PF	Points	Pen	Time	Hit Factor	Stage Pts	Stage %
1	NAVRÁTIL, Martin	2	U	O	Maj	106	0	13.13	8.0731	110.0000	100.00 %
2	Běhal, Jiří	14	U	O	Maj	99	0	12.34	8.0227	109.3133	99.38 %
3	Šerý, Jiří	26	U	O	Maj	105	0	14.57	7.2066	98.1935	89.27 %

4	Samek, Petr	19	U	O	Maj	104	0	14.50	7.1724	97.7275	88.84 %
5	Glac, Martin	101	U	O	Maj	109	0	15.58	6.9961	95.3253	86.66 %
6	Novotný, Jaroslav	21	U	O	Maj	105	0	15.80	6.6456	90.5496	82.32 %
7	Richter, Petr	15	U	O	Maj	107	0	16.53	6.4731	88.1992	80.18 %
8	Šerá, Michaela	27	U	O	Maj	105	0	16.80	6.2500	85.1594	77.42 %
9	Heneš, Zdeněk	32	U	O	Maj	102	10	15.36	5.9896	81.6113	74.19 %
10	Šerá, Martina	28	U	O	Maj	95	20	13.42	5.5887	76.1488	69.23 %
11	Novotná, Natálie	22	U	O	Min	110	0	20.17	5.4536	74.3080	67.55 %

#### Stage Results - PCC

Place	Name	No.	Class	Div	PF	Points	Pen	Time	Hit Factor	Stage Pts	Stage %
1	Zencar, Pavol	124	U	PCC	Min	98	0	10.29	9.5238	110.0000	100.00 %
2	Karlin, Marcus	115	U	PCC	Min	106	0	12.02	8.8186	101.8549	92.60 %
3	Mach, Lukáš	3	U	PCC	Min	106	0	13.13	8.0731	93.2444	84.77 %
4	Žolnay, Pavol	63	U	PCC	Min	104	0	12.89	8.0683	93.1890	84.72 %
5	Sudek, Lukáš	125	U	PCC	Min	92	0	11.61	7.9242	91.5246	83.20 %
6	Maška, Richard	110	U	PCC	Min	106	0	14.01	7.5660	87.3874	79.44 %
7	Mach, Petr	74	U	PCC	Min	104	0	13.81	7.5308	86.9808	79.07 %
8	Tiefenbach, Martin	45	U	PCC	Min	106	0	14.38	7.3713	85.1386	77.40 %
9	Bures, Vitezslav	43	U	PCC	Min	98	0	13.44	7.2917	84.2192	76.56 %
10	Synek, Milos	114	U	PCC	Min	106	0	14.55	7.2852	84.1441	76.49 %
11	Vaňura, Petr	105	U	PCC	Min	106	0	15.31	6.9236	79.9677	72.70 %
12	Dosoudil, Radek	5	U	PCC	Min	104	0	15.07	6.9011	79.7078	72.46 %
13	Krátký, Václav	85	U	PCC	Min	108	0	15.80	6.8354	78.9489	71.77 %
14	Peša, Jaroslav	40	U	PCC	Min	98	0	14.76	6.6396	76.6875	69.72 %
15	Malý, Daniel	66	U	PCC	Min	100	0	15.10	6.6225	76.4900	69.54 %
16	Pevek, Markus	116	U	PCC	Min	96	0	14.50	6.6207	76.4692	69.52 %
17	Svoboda, Jiří	44	U	PCC	Min	106	0	16.10	6.5839	76.0441	69.13 %
18	Šmíd, Martin	46	U	PCC	Min	104	0	15.80	6.5823	76.0256	69.11 %
19	Rozehnal, Pavel	47	U	PCC	Min	98	0	15.29	6.4094	74.0286	67.30 %
20	Waldschütz, Wolfgang	140	U	PCC	Min	104	0	16.26	6.3961	73.8750	67.16 %
21	Kubáč, Vítězslav	96	U	PCC	Min	100	0	15.67	6.3816	73.7076	67.01 %
22	Kučerík, Petr	111	U	PCC	Min	106	0	17.13	6.1880	71.4715	64.97 %
23	Radkovič, Michal	41	U	PCC	Min	96	0	16.24	5.9113	68.2756	62.07 %
24	Plzák, Jiří	106	U	PCC	Min	98	0	17.55	5.5840	64.4953	58.63 %
25	Musil, Eda	42	U	PCC	Min	98	0	18.53	5.2887	61.0845	55.53 %
26	Malý, Jan	65	U	PCC	Min	104	0	21.14	4.9196	56.8214	51.66 %
27	Krychl, Michael	139	U	PCC	Min	102	0	21.53	4.7376	54.7193	49.74 %
28	Krátká, Marie	86	U	PCC	Min	102	0	22.57	4.5193	52.1980	47.45 %
29	Valko, David	129	U	PCC	Min	98	0	24.98	3.9231	45.3119	41.19 %

#### Stage Results - Production






Place	Name	No.	Class	Div	PF	Points	Pen	Time	Hit Factor	Stage Pts	Stage %
1	Štěpán, Michal	49	U	P	Min	102	0	12.01	8.4929	110.0000	100.00 %
2	Zapletal, Miroslav	112	U	P	Min	108	0	13.11	8.2380	106.6985	97.00 %
3	Kužel, Zdeněk	37	U	P	Min	94	0	13.14	7.1537	92.6547	84.23 %
4	Liehne, Jan	33	U	P	Min	102	0	14.71	6.9341	89.8104	81.65 %
5	Broz, Jakub	60	U	P	Min	106	0	15.87	6.6793	86.5103	78.65 %
6	Němeček, Zdeněk	99	U	P	Min	102	0	15.53	6.5679	85.0674	77.33 %
7	Ščepko, Samuel	146	U	P	Min	99	10	14.38	6.1892	80.1625	72.87 %
8	Cehelský, Petr	48	U	P	Min	104	0	17.92	5.8036	75.1682	68.33 %
9	Gabriel, Jiří	68	U	P	Min	102	0	18.03	5.6572	73.2720	66.61 %
10	Minařík, Jan	134	U	P	Min	106	0	18.99	5.5819	72.2967	65.72 %
11	Šindelář, Fanda	30	U	P	Min	98	0	18.75	5.2267	67.6962	61.54 %
12	Najmonova, Hana	36	U	P	Min	96	0	18.55	5.1752	67.0292	60.94 %
13	Švajka, Ondřej	102	U	P	Min	100	0	19.37	5.1626	66.8660	60.79 %
14	Šilhán, Jiří	11	U	P	Min	96	0	18.69	5.1364	66.5266	60.48 %
15	Slavík, Daniel	98	U	P	Min	96	0	18.82	5.1010	66.0681	60.06 %
16	Kaprál, Vojtěch	127	U	P	Min	98	0	19.27	5.0856	65.8687	59.88 %
17	Neumann, Michal	57	U	P	Min	100	0	19.82	5.0454	65.3480	59.41 %
18	Balej, Zdeněk	95	U	P	Min	102	0	20.46	4.9853	64.5696	58.70 %
19	Dvořák, Petr	128	U	P	Min	94	0	18.89	4.9762	64.4517	58.59 %
20	Piatke, Ondřej	90	U	P	Min	90	0	18.53	4.8570	62.9078	57.19 %
21	Černý, Lubomír	7	U	P	Min	94	0	19.41	4.8429	62.7252	57.02 %

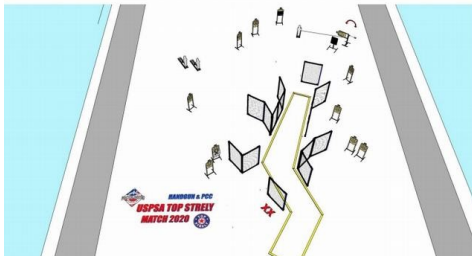


22	Hodoval, Pavel	104	U	P	Min	93	10	18.14	4.5755	59.2619	53.87 %
23	Pánek, Aleš	97	U	P	Min	102	0	23.04	4.4271	57.3398	52.13 %
24	Vančura, Jan	69	U	P	Min	97	10	19.73	4.4095	57.1118	51.92 %
25	Votava, Radovan	67	U	P	Min	102	0	24.13	4.2271	54.7494	49.77 %
26	Pěčková, Petra	92	U	P	Min	94	0	22.34	4.2077	54.4981	49.54 %
27	Chernobai, Valentina	144	U	P	Min	102	0	24.25	4.2062	54.4787	49.53 %
28	Grygar, Zdeněk	50	U	P	Min	102	0	24.55	4.1548	53.8129	48.92 %
29	Škop, Ctirad	137	U	P	Min	104	0	26.77	3.8849	50.3172	45.74 %
30	Paseka, Vlastimil	75	U	P	Min	94	0	25.33	3.7110	48.0649	43.70 %
31	Peka, Petr	133	U	P	Min	102	0	31.01	3.2893	42.6030	38.73 %
32	CHALOUPKA, Jakub	53	U	P	Min	91	10	24.78	3.2688	42.3375	38.49 %
33	Nathanielova, Nicole	62	U	P	Min	90	0	35.37	2.5445	32.9564	29.96 %

Generated by PractiScore for Android (1.6.43 Lenovo) at 2020-06-21 16:36 +0200

# USPSA TOP STŘELY MATCH 2020 - BLIND SIDE - 2020-06-19

	STAGE 4		"BLIND SIDE"	
				
	25	11	3	
START POSITION: Standing outside the shooting area, both heels touching mark.				
GUN READY CONDITION: Handgun loaded and holstered. PCC loaded - Option 1				
STAGE PROCEDURE: Upon start signal, engage targets from within the fault lines.				



## Stage Results - Carry Optics

Place	Name	No.	Class	Div	PF	Points	Pen	Time	Hit Factor	Stage Pts	Stage %
1	Maderanek, Radim	52	U	CO	Min	113	0	12.51	9.0328	125.0000	100.00 %
2	Pijáček, Petr	91	U	CO	Min	119	0	13.80	8.6232	119.3318	95.47 %
3	Mikolášek, Martin	135	U	CO	Min	111	0	14.90	7.4497	103.0923	82.47 %
4	Vyslouzil, Tomas	6	U	CO	Min	109	0	15.08	7.2281	100.0257	80.02 %
5	Holyszewski, Petr	113	U	CO	Min	115	0	22.25	5.1685	71.5241	57.22 %

## Stage Results - Limited

Place	Name	No.	Class	Div	PF	Points	Pen	Time	Hit Factor	Stage Pts	Stage %
1	Liehne, Zdeněk	34	U	L	Maj	119	0	11.85	10.0422	125.0000	100.00 %
2	Horinek, Milos	141	U	L	Maj	118	0	12.38	9.5315	118.6431	94.91 %
3	Kubík, Karel	84	U	L	Maj	120	0	13.05	9.1954	114.4595	91.57 %
4	Kala, Jakub	59	U	L	Min	119	0	14.36	8.2869	103.1510	82.52 %
5	Novotny, Zdenek	58	U	L	Min	107	0	13.00	8.2308	102.4526	81.96 %
6	Glos, Stanislav	71	U	L	Maj	119	0	14.77	8.0569	100.2880	80.23 %
7	Slíva, Tomáš	147	U	L	Min	115	0	14.65	7.8498	97.7102	78.17 %
8	Kašpar, Josef	79	U	L	Maj	115	10	13.46	7.8009	97.1015	77.68 %
9	Kašpar, Jiří	81	U	L	Min	103	0	13.67	7.5347	93.7880	75.03 %
10	Ladič, Tibor	73	U	L	Min	117	0	15.60	7.5000	93.3560	74.68 %
11	Plch, Josef	89	U	L	Min	121	0	16.89	7.1640	89.1737	71.34 %
12	Vítek, Libor	55	U	L	Min	113	0	15.86	7.1248	88.6857	70.95 %
13	Elstner, Marek	12	U	L	Min	119	0	16.93	7.0289	87.4920	69.99 %
14	Tošenovská, Martina	136	U	L	Min	109	0	15.64	6.9693	86.7502	69.40 %
15	Liehne, Irena	35	U	L	Min	119	0	17.16	6.9347	86.3195	69.06 %
16	Turková, Eva	131	U	L	Min	111	0	17.11	6.4874	80.7517	64.60 %
17	Botková, Zuzana	16	U	L	Min	108	10	15.20	6.4474	80.2538	64.20 %
18	Gazda, David	4	U	L	Min	105	0	16.42	6.3946	79.5966	63.68 %
19	Bouda, Lukas	17	U	L	Min	107	0	17.63	6.0692	75.5462	60.44 %
20	Hudeček, František	13	U	L	Min	109	0	18.30	5.9563	74.1409	59.31 %
21	Tischlerová, Markéta	20	U	L	Min	105	0	18.89	5.5585	69.1893	55.35 %
22	Janošek, Dušan	120	U	L	Min	113	0	20.64	5.4748	68.1474	54.52 %
23	David, Jaroslav	94	U	L	Min	113	0	20.92	5.4015	67.2350	53.79 %
24	Komínek, Jiří	82	U	L	Maj	117	0	22.06	5.3037	66.0177	52.81 %
25	Zalejský, Rostislav	118	U	L	Maj	114	0	21.66	5.2632	65.5135	52.41 %
26	Machek, Pavel	18	U	L	Min	107	0	20.99	5.0977	63.4535	50.76 %
27	Smejkal, Lukáš	25	U	L	Min	115	0	25.22	4.5599	56.7592	45.41 %
28	Bina, Jiri	23	U	L	Min	96	10	20.56	4.1829	52.0665	41.65 %
29	Zalejská, Draha	142	U	L	Min	99	0	31.10	3.1833	39.6240	31.70 %
30	(DQ) Svadlakova, Miroslava	MURENA	U	L	Min						

## Stage Results - Open

Place	Name	No.	Class	Div	PF	Points	Pen	Time	Hit Factor	Stage Pts	Stage %
1	Heneš, Zdeněk	32	U	O	Maj	117	0	9.60	12.1875	125.0000	100.00 %
2	Šerý, Jiří	26	U	O	Maj	110	0	11.08	9.9278	101.8236	81.46 %
3	NAVRÁTIL, Martin	2	U	O	Maj	109	0	11.26	9.6803	99.2851	79.43 %

4	Samek, Petr	19	U	O	Maj	119	0	12.76	9.3260	95.6513	76.52 %
5	Novotný, Jaroslav	21	U	O	Maj	115	0	12.35	9.3117	95.5046	76.40 %
6	Běhal, Jiří	14	U	O	Maj	116	0	12.56	9.2357	94.7251	75.78 %
7	Šerá, Martina	28	U	O	Maj	108	10	10.76	9.1078	93.4133	74.73 %
8	Šerá, Michaela	27	U	O	Maj	109	0	13.82	7.8871	80.8933	64.71 %
9	Glac, Martin	101	U	O	Maj	122	0	15.90	7.6730	78.6974	62.96 %
10	Novotná, Natálie	22	U	O	Min	119	0	15.84	7.5126	77.0523	61.64 %
11	Richter, Petr	15	U	O	Maj	113	0	15.63	7.2297	74.1508	59.32 %

#### Stage Results - PCC

Place	Name	No.	Class	Div	PF	Points	Pen	Time	Hit Factor	Stage Pts	Stage %
1	Zencar, Pavol	124	U	PCC	Min	109	0	9.62	11.3306	125.0000	100.00 %
2	Mach, Lukáš	3	U	PCC	Min	113	0	10.75	10.5116	115.9647	92.77 %
3	Maška, Richard	110	U	PCC	Min	116	10	10.32	10.2713	113.3137	90.65 %
4	Bures, Vitezslav	43	U	PCC	Min	115	0	11.21	10.2587	113.1747	90.54 %
5	Mach, Petr	74	U	PCC	Min	113	0	11.88	9.5118	104.9349	83.95 %
6	Synek, Milos	114	U	PCC	Min	115	0	12.21	9.4185	103.9056	83.12 %
7	Karlin, Marcus	115	U	PCC	Min	106	10	10.28	9.3385	103.0230	82.42 %
8	Radkovič, Michal	41	U	PCC	Min	111	0	12.41	8.9444	98.6753	78.94 %
9	Waldschütz, Wolfgang	140	U	PCC	Min	123	0	13.83	8.8937	98.1159	78.49 %
10	Pevek, Markus	116	U	PCC	Min	109	0	12.46	8.7480	96.5086	77.21 %
11	Tiefenbach, Martin	45	U	PCC	Min	112	10	11.66	8.7479	96.5075	77.21 %
12	Vaďura, Petr	105	U	PCC	Min	111	0	12.83	8.6516	95.4451	76.36 %
13	Sudek, Lukáš	125	U	PCC	Min	102	10	10.68	8.6142	95.0325	76.03 %
14	Šmíd, Martin	46	U	PCC	Min	105	0	12.51	8.3933	92.5955	74.08 %
15	Rozehnal, Pavel	47	U	PCC	Min	111	0	13.36	8.3084	91.6589	73.33 %
16	Kubáč, Vítězslav	96	U	PCC	Min	107	0	13.43	7.9672	87.8947	70.32 %
17	Peša, Jaroslav	40	U	PCC	Min	104	10	11.99	7.8399	86.4903	69.19 %
18	Dosoudil, Radek	5	U	PCC	Min	114	10	13.27	7.8372	86.4606	69.17 %
19	Žolnay, Pavol	63	U	PCC	Min	110	10	12.89	7.7580	85.5868	68.47 %
20	Krátký, Václav	85	U	PCC	Min	117	0	15.42	7.5875	83.7058	66.96 %
21	Krychl, Michael	139	U	PCC	Min	113	0	14.93	7.5687	83.4984	66.80 %
22	Plzák, Jiří	106	U	PCC	Min	117	0	16.27	7.1911	79.3327	63.47 %
23	Kučerík, Petr	111	U	PCC	Min	121	0	16.90	7.1598	78.9874	63.19 %
24	Krátká, Marie	86	U	PCC	Min	109	0	15.89	6.8597	75.6767	60.54 %
25	Malý, Daniel	66	U	PCC	Min	113	0	17.00	6.6471	73.3313	58.67 %
26	Svoboda, Jiří	44	U	PCC	Min	117	0	17.91	6.5327	72.0692	57.66 %
27	Malý, Jan	65	U	PCC	Min	119	0	19.70	6.0406	66.6403	53.31 %
28	Musil, Eda	42	U	PCC	Min	106	10	16.16	5.9406	65.5371	52.43 %
29	Valko, David	129	U	PCC	Min	109	0	20.08	5.4283	59.8854	47.91 %






#### Stage Results - Production

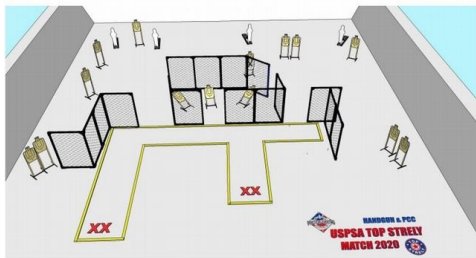
Place	Name	No.	Class	Div	PF	Points	Pen	Time	Hit Factor	Stage Pts	Stage %
1	Štěpán, Michal	49	U	P	Min	125	0	12.42	10.0644	125.0000	100.00 %
2	Broz, Jakub	60	U	P	Min	123	0	14.17	8.6803	107.8095	86.25 %
3	Zapletal, Miroslav	112	U	P	Min	121	0	15.03	8.0506	99.9886	79.99 %
4	Liehne, Jan	33	U	P	Min	117	0	14.64	7.9918	99.2583	79.41 %
5	Cehelský, Petr	48	U	P	Min	109	0	13.89	7.8474	97.4648	77.97 %
6	Slavík, Daniel	98	U	P	Min	119	0	15.28	7.7880	96.7271	77.38 %
7	Balej, Zdeněk	95	U	P	Min	105	0	13.88	7.5648	93.9549	75.16 %
8	Šindelář, Fanda	30	U	P	Min	117	0	16.02	7.3034	90.7083	72.57 %
9	Gabriel, Jiří	68	U	P	Min	115	0	15.77	7.2923	90.5705	72.46 %
10	Němeček, Zdeněk	99	U	P	Min	116	10	15.38	6.8921	85.6000	68.48 %
11	Kužel, Zdeněk	37	U	P	Min	96	10	12.57	6.8417	84.9740	67.98 %
12	Škop, Ctirad	137	U	P	Min	109	0	16.62	6.5584	81.4554	65.16 %
13	Hodoval, Pavel	104	U	P	Min	117	0	18.31	6.3900	79.3639	63.49 %
14	Ščepko, Samuel	146	U	P	Min	115	0	18.23	6.3083	78.3492	62.68 %
15	Grygar, Zdeněk	50	U	P	Min	119	0	18.96	6.2764	77.9530	62.36 %
16	Kaprál, Vojtěch	127	U	P	Min	100	10	14.48	6.2155	77.1966	61.76 %
17	Minařík, Jan	134	U	P	Min	117	0	19.55	5.9847	74.3301	59.46 %
18	Dvořák, Petr	128	U	P	Min	105	0	17.68	5.9389	73.7612	59.01 %
19	Švajka, Ondřej	102	U	P	Min	109	0	18.67	5.8382	72.5105	58.01 %
20	Šilhán, Jiří	11	U	P	Min	109	0	19.02	5.7308	71.1766	56.94 %
21	Chernobai, Valentina	144	U	P	Min	115	0	20.75	5.5422	68.8342	55.07 %
22	Piatke, Ondřej	90	U	P	Min	105	0	19.35	5.4264	67.3960	53.92 %

23	Najmonova, Hana	36	U	P	Min	115	0	21.27	5.4067	67.1513	53.72 %
24	Černý, Lubomír	7	U	P	Min	115	0	21.88	5.2559	65.2784	52.22 %
25	Pánek, Aleš	97	U	P	Min	111	0	21.20	5.2358	65.0287	52.02 %
26	Vančura, Jan	69	U	P	Min	116	10	20.53	5.1632	64.1270	51.30 %
27	Votava, Radovan	67	U	P	Min	107	0	21.82	4.9038	60.9053	48.72 %
28	Pěčková, Petra	92	U	P	Min	119	0	25.05	4.7505	59.0013	47.20 %
29	CHALOUPKA, Jakub	53	U	P	Min	111	0	23.66	4.6915	58.2685	46.61 %
30	Nathanielova, Nicole	62	U	P	Min	115	0	24.89	4.6203	57.3842	45.91 %
31	Paseka, Vlastimil	75	U	P	Min	115	0	25.93	4.4350	55.0828	44.07 %
32	Peka, Petr	133	U	P	Min	111	0	26.60	4.1729	51.8275	41.46 %
33	Neumann, Michal	57	U	P	Min	91	20	17.36	4.0899	50.7966	40.64 %

Generated by PractiScore for Android (1.6.43 Lenovo) at 2020-06-21 16:37 +0200

# USPSA TOP STŘELY MATCH 2020 - FLO RIDE - 2020-06-19

	STAGE 6 "FLO RIDE"			
				
	31	14	3	
START POSITION: Standing inside the shooting area, both heels touching mark A or B				
GUN READY CONDITION: Handgun loaded and holstered. PCC loaded - Option 1				
STAGE PROCEDURE: Upon start signal, engage targets from within the fault lines.				



## Stage Results - Carry Optics

Place	Name	No.	Class	Div	PF	Points	Pen	Time	Hit Factor	Stage Pts	Stage %
1	Pijáček, Petr	91	U	CO	Min	143	0	18.15	7.8788	155.0000	100.00 %
2	Maderanek, Radim	52	U	CO	Min	151	0	19.63	7.6923	151.3310	97.63 %
3	Vyslouzil, Tomas	6	U	CO	Min	133	0	18.41	7.2243	142.1240	91.69 %
4	Holyszewski, Petr	113	U	CO	Min	133	20	32.21	3.5082	69.0170	44.53 %
5	Mikolášek, Martin	135	U	CO	Min	0	0	0.00	0.0000	0.0000	0.00 %

## Stage Results - Limited

Place	Name	No.	Class	Div	PF	Points	Pen	Time	Hit Factor	Stage Pts	Stage %
1	Liehne, Zdeněk	34	U	L	Maj	150	0	15.96	9.3985	155.0000	100.00 %
2	Horínek, Milos	141	U	L	Maj	143	0	17.30	8.2659	136.3212	87.95 %
3	Kubík, Karel	84	U	L	Maj	150	0	18.93	7.9239	130.6809	84.31 %
4	Novotny, Zdenek	58	U	L	Min	141	0	18.80	7.5000	123.6900	79.80 %
5	Tošenovská, Martina	136	U	L	Min	137	0	19.00	7.2105	118.9155	76.72 %
6	Kašpar, Jiří	81	U	L	Min	145	0	20.39	7.1113	117.2795	75.66 %
7	Plch, Josef	89	U	L	Min	149	0	20.98	7.1020	117.1261	75.57 %
8	Bouda, Lukas	17	U	L	Min	141	0	19.93	7.0748	116.6776	75.28 %
9	Kala, Jakub	59	U	L	Min	151	0	21.60	6.9907	115.2906	74.38 %
10	Kašpar, Josef	79	U	L	Maj	152	0	21.78	6.9789	115.0960	74.26 %
11	Elstner, Marek	12	U	L	Min	153	0	22.48	6.8060	112.2445	72.42 %
12	Ladič, Tibor	73	U	L	Min	145	0	21.34	6.7948	112.0598	72.30 %
13	Gazda, David	4	U	L	Min	133	0	19.97	6.6600	109.8367	70.86 %
14	Liehne, Irena	35	U	L	Min	143	0	21.70	6.5899	108.6806	70.12 %
15	Slíva, Tomáš	147	U	L	Min	137	0	20.96	6.5363	107.7966	69.55 %
16	Vítek, Libor	55	U	L	Min	149	0	23.19	6.4252	105.9644	68.36 %
17	Botková, Zuzana	16	U	L	Min	145	0	22.82	6.3541	104.7918	67.61 %
18	Komínek, Jiří	82	U	L	Maj	138	0	22.03	6.2642	103.3091	66.65 %
19	Tischlerová, Markéta	20	U	L	Min	133	0	22.49	5.9137	97.5287	62.92 %
20	Glos, Stanislav	71	U	L	Maj	142	0	24.35	5.8316	96.1747	62.05 %
21	Hudeček, František	13	U	L	Min	137	0	23.56	5.8149	95.8993	61.87 %
22	Zalejský, Rostislav	118	U	L	Maj	129	10	21.08	5.6452	93.1006	60.06 %
23	Machek, Pavel	18	U	L	Min	135	0	25.55	5.2838	87.1404	56.22 %
24	Bina, Jiri	23	U	L	Min	124	10	22.43	5.0825	83.8206	54.08 %
25	Janošek, Dušan	120	U	L	Min	135	0	26.82	5.0336	83.0141	53.56 %
26	Smejkal, Lukáš	25	U	L	Min	133	0	27.11	4.9059	80.9081	52.20 %
27	David, Jaroslav	94	U	L	Min	143	0	29.29	4.8822	80.5172	51.95 %
28	Zalejská, Draha	142	U	L	Min	115	20	42.82	2.2186	36.5891	23.61 %
29	Turková, Eva	131	U	L	Min	0	0	0.00	0.0000	0.0000	0.00 %
30	(DQ) Svadlakova, Miroslava	MURENA	U	L	Min						

## Stage Results - Open

Place	Name	No.	Class	Div	PF	Points	Pen	Time	Hit Factor	Stage Pts	Stage %
1	Šerá, Martina	28	U	O	Maj	148	0	14.48	10.2210	155.0000	100.00 %
2	Heneš, Zdeněk	32	U	O	Maj	143	0	15.17	9.4265	142.9515	92.23 %
3	Běhal, Jiří	14	U	O	Maj	151	0	16.05	9.4081	142.6725	92.05 %

4	Šerý, Jiří	26	U	O	Maj	147	0	16.82	8.7396	132.5348	85.51 %
5	Novotný, Jaroslav	21	U	O	Maj	153	0	17.61	8.6882	131.7553	85.00 %
6	NAVRÁTIL, Martin	2	U	O	Maj	143	0	16.55	8.6405	131.0319	84.54 %
7	Glac, Martin	101	U	O	Maj	151	0	17.48	8.6384	131.0001	84.52 %
8	Samek, Petr	19	U	O	Maj	147	0	20.51	7.1672	108.6896	70.12 %
9	Richter, Petr	15	U	O	Maj	135	10	20.94	5.9694	90.5251	58.40 %
10	Novotná, Natálie	22	U	O	Min	143	0	25.48	5.6122	85.1082	54.91 %
11	Šerá, Michaela	27	U	O	Maj	140	0	29.49	4.7474	71.9936	46.45 %

#### Stage Results - PCC

Place	Name	No.	Class	Div	PF	Points	Pen	Time	Hit Factor	Stage Pts	Stage %
1	Sudek, Lukáš	125	U	PCC	Min	143	0	14.31	9.9930	155.0000	100.00 %
2	Bures, Vitezslav	43	U	PCC	Min	141	0	15.31	9.2097	142.8503	92.16 %
3	Maška, Richard	110	U	PCC	Min	153	0	16.79	9.1126	141.3442	91.19 %
4	Mach, Lukáš	3	U	PCC	Min	143	0	15.94	8.9711	139.1495	89.77 %
5	Pevek, Markus	116	U	PCC	Min	147	0	16.51	8.9037	138.1040	89.10 %
6	Mach, Petr	74	U	PCC	Min	141	0	15.93	8.8512	137.2897	88.57 %
7	Synek, Milos	114	U	PCC	Min	149	0	17.12	8.7033	134.9956	87.09 %
8	Vaďura, Petr	105	U	PCC	Min	147	0	18.62	7.8947	122.4536	79.00 %
9	Waldschütz, Wolfgang	140	U	PCC	Min	135	0	17.17	7.8626	121.9557	78.68 %
10	Musil, Eda	42	U	PCC	Min	143	0	18.58	7.6964	119.3778	77.02 %
11	Tiefenbach, Martin	45	U	PCC	Min	153	0	19.90	7.6884	119.2537	76.94 %
12	Zencar, Pavol	124	U	PCC	Min	143	0	18.82	7.5983	117.8561	76.04 %
13	Dosoudil, Radek	5	U	PCC	Min	135	0	17.96	7.5167	116.5905	75.22 %
14	Karlin, Marcus	115	U	PCC	Min	149	0	19.95	7.4687	115.8459	74.74 %
15	Kučerík, Petr	111	U	PCC	Min	151	0	20.53	7.3551	114.0839	73.60 %
16	Rozehnal, Pavel	47	U	PCC	Min	133	30	15.10	6.8212	105.8027	68.26 %
17	Svoboda, Jiří	44	U	PCC	Min	149	0	22.10	6.7421	104.5758	67.47 %
18	Plzák, Jiří	106	U	PCC	Min	147	0	22.10	6.6516	103.1720	66.56 %
19	Malý, Daniel	66	U	PCC	Min	139	0	21.76	6.3879	99.0818	63.92 %
20	Šmíd, Martin	46	U	PCC	Min	140	10	20.81	6.2470	96.8963	62.51 %
21	Kubáč, Vítězslav	96	U	PCC	Min	137	0	22.43	6.1079	94.7388	61.12 %
22	Radkovič, Michal	41	U	PCC	Min	145	0	23.87	6.0746	94.2223	60.79 %
23	Krátký, Václav	85	U	PCC	Min	145	0	24.24	5.9818	92.7828	59.86 %
24	Krátká, Marie	86	U	PCC	Min	143	0	23.92	5.9783	92.7286	59.82 %
25	Peša, Jaroslav	40	U	PCC	Min	137	0	22.95	5.9695	92.5921	59.74 %
26	Krychl, Michael	139	U	PCC	Min	141	0	25.33	5.5665	86.3412	55.70 %
27	Malý, Jan	65	U	PCC	Min	137	0	25.69	5.3328	82.7163	53.37 %
28	Žolnay, Pavol	63	U	PCC	Min	147	0	28.77	5.1095	79.2527	51.13 %
29	Valko, David	129	U	PCC	Min	119	0	28.81	4.1305	64.0676	41.33 %






#### Stage Results - Production

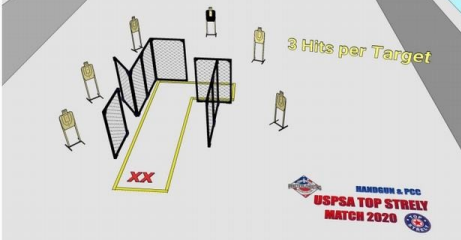
Place	Name	No.	Class	Div	PF	Points	Pen	Time	Hit Factor	Stage Pts	Stage %
1	Štěpán, Michal	49	U	P	Min	153	0	15.72	9.7328	155.0000	100.00 %
2	Zapletal, Miroslav	112	U	P	Min	153	0	16.68	9.1727	146.0801	94.25 %
3	Kužel, Zdeněk	37	U	P	Min	139	0	17.13	8.1144	129.2261	83.37 %
4	Cehelský, Petr	48	U	P	Min	151	0	19.11	7.9016	125.8372	81.19 %
5	Němeček, Zdeněk	99	U	P	Min	149	0	19.16	7.7766	123.8465	79.90 %
6	Balej, Zdeněk	95	U	P	Min	147	0	19.38	7.5851	120.7967	77.93 %
7	Liehne, Jan	33	U	P	Min	147	0	19.53	7.5269	119.8699	77.34 %
8	Broz, Jakub	60	U	P	Min	147	0	19.59	7.5038	119.5020	77.10 %
9	Slavík, Daniel	98	U	P	Min	139	0	20.29	6.8507	109.1010	70.39 %
10	Ščepko, Samuel	146	U	P	Min	145	0	21.70	6.6820	106.4144	68.65 %
11	Gabriel, Jiří	68	U	P	Min	147	0	22.04	6.6697	106.2185	68.53 %
12	Kaprál, Vojtěch	127	U	P	Min	139	0	21.77	6.3849	101.6829	65.60 %
13	Šindelář, Fanda	30	U	P	Min	137	0	22.15	6.1851	98.5010	63.55 %
14	Hodoval, Pavel	104	U	P	Min	137	0	22.29	6.1463	97.8831	63.15 %
15	Piatke, Ondřej	90	U	P	Min	143	0	23.81	6.0059	95.6471	61.71 %
16	Neumann, Michal	57	U	P	Min	143	0	24.18	5.9140	94.1836	60.76 %
17	Švajka, Ondřej	102	U	P	Min	135	0	23.27	5.8015	92.3920	59.61 %
18	Škop, Ctirad	137	U	P	Min	135	0	24.01	5.6227	89.5445	57.77 %
19	Vančura, Jan	69	U	P	Min	144	10	24.58	5.4516	86.8196	56.01 %
20	Grygar, Zdeněk	50	U	P	Min	137	0	25.16	5.4452	86.7177	55.95 %
21	Šilhán, Jiří	11	U	P	Min	133	0	24.87	5.3478	85.1666	54.95 %
22	Najmonova, Hana	36	U	P	Min	149	0	28.35	5.2557	83.6998	54.00 %

23	Pěčková, Petra	92	U	P	Min	137	0	26.78	5.1158	81.4718	52.56 %
24	Černý, Lubomír	7	U	P	Min	145	0	28.55	5.0788	80.8826	52.18 %
25	Pánek, Aleš	97	U	P	Min	143	0	28.81	4.9636	79.0480	51.00 %
26	Dvořák, Petr	128	U	P	Min	138	10	27.61	4.6360	73.8308	47.63 %
27	Chernobai, Valentina	144	U	P	Min	141	0	30.88	4.5661	72.7176	46.91 %
28	Votava, Radovan	67	U	P	Min	124	10	28.99	3.9324	62.6256	40.40 %
29	CHALOUPKA, Jakub	53	U	P	Min	137	20	29.98	3.9026	62.1510	40.10 %
30	Paseka, Vlastimil	75	U	P	Min	138	10	34.59	3.7005	58.9324	38.02 %
31	Nathanielova, Nicole	62	U	P	Min	125	0	35.15	3.5562	56.6344	36.54 %
32	Peka, Petr	133	U	P	Min	109	20	36.02	2.4708	39.3488	25.39 %
33	Minařík, Jan	134	U	P	Min	0	0	0.00	0.0000	0.0000	0.00 %

Generated by PractiScore for Android (1.6.43 Lenovo) at 2020-06-21 16:37 +0200

# USPSA TOP STŘELY MATCH 2020 - CRANK - 2020-06-19

	STAGE 7		"CRANK"	
				
	18	6		
START POSITION: Standing on mark inside the shooting area				
GUN READY CONDITION: Handgun loaded and holstered, PCC loaded - Option 1				
STAGE PROCEDURE: Upon start signal, engage targets from within the fault lines.				



## Stage Results - Carry Optics

Place	Name	No.	Class	Div	PF	Points	Pen	Time	Hit Factor	Stage Pts	Stage %
1	Pijáček, Petr	91	U	CO	Min	82	0	8.51	9.6357	90.0000	100.00 %
2	Maderanek, Radim	52	U	CO	Min	86	0	8.96	9.5982	89.6497	99.61 %
3	Vyslouzil, Tomas	6	U	CO	Min	78	0	8.95	8.7151	81.4014	90.45 %
4	Holyszewski, Petr	113	U	CO	Min	82	0	14.63	5.6049	52.3513	58.17 %
5	Mikolášek, Martin	135	U	CO	Min	0	0	0.00	0.0000	0.0000	0.00 %

## Stage Results - Limited

Place	Name	No.	Class	Div	PF	Points	Pen	Time	Hit Factor	Stage Pts	Stage %
1	Novotny, Zdenek	58	U	L	Min	86	0	8.61	9.9884	90.0000	100.00 %
2	Kašpar, Josef	79	U	L	Maj	85	0	8.68	9.7926	88.2358	98.04 %
3	Horinek, Milos	141	U	L	Maj	82	0	8.56	9.5794	86.3147	95.91 %
4	Kubík, Karel	84	U	L	Maj	84	0	9.42	8.9172	80.3480	89.28 %
5	Glos, Stanislav	71	U	L	Maj	83	0	9.44	8.7924	79.2235	88.03 %
6	Kala, Jakub	59	U	L	Min	88	0	10.16	8.6614	78.0431	86.71 %
7	Plch, Josef	89	U	L	Min	80	0	9.35	8.5561	77.0943	85.66 %
8	Ladič, Tibor	73	U	L	Min	90	0	10.59	8.4986	76.5762	85.08 %
9	Gazda, David	4	U	L	Min	84	0	9.94	8.4507	76.1446	84.61 %
10	Kašpar, Jiří	81	U	L	Min	86	0	10.56	8.1439	73.3802	81.53 %
11	Bouda, Lukas	17	U	L	Min	84	0	10.98	7.6503	68.9327	76.59 %
12	Liehne, Irena	35	U	L	Min	90	0	12.06	7.4627	67.2423	74.71 %
13	Zalejský, Rostislav	118	U	L	Maj	80	0	10.83	7.3869	66.5593	73.95 %
14	Vítek, Libor	55	U	L	Min	78	0	10.65	7.3239	65.9917	73.32 %
15	Komínek, Jiří	82	U	L	Maj	84	0	11.56	7.2664	65.4735	72.75 %
16	Bina, Jiri	23	U	L	Min	84	0	11.57	7.2602	65.4177	72.69 %
17	Tischlerová, Markéta	20	U	L	Min	74	0	10.35	7.1498	64.4229	71.58 %
18	Elstner, Marek	12	U	L	Min	86	0	12.30	6.9919	63.0002	70.00 %
19	Hudeček, František	13	U	L	Min	82	0	11.81	6.9433	62.5623	69.51 %
20	Botková, Zuzana	16	U	L	Min	64	0	10.20	6.2745	56.5361	62.82 %
21	Slíva, Tomáš	147	U	L	Min	80	0	13.52	5.9172	53.3166	59.24 %
22	Machek, Pavel	18	U	L	Min	77	10	11.56	5.7958	52.2228	58.03 %
23	Janošek, Dušan	120	U	L	Min	72	0	13.34	5.3973	48.6321	54.04 %
24	David, Jaroslav	94	U	L	Min	71	10	12.00	5.0833	45.8028	50.89 %
25	Liehne, Zdeněk	34	U	L	Maj	89	0	17.98	4.9499	44.6008	49.56 %
26	Zalejská, Draha	142	U	L	Min	74	0	19.78	3.7412	33.7099	37.46 %
27	Smejkal, Lukáš	25	U	L	Min	72	20	16.44	3.1630	28.5001	31.67 %
28	Tošenovská, Martina	136	U	L	Min	0	0	0.00	0.0000	0.0000	0.00 %
29	Turková, Eva	131	U	L	Min	0	0	0.00	0.0000	0.0000	0.00 %
30	(DQ) Svadlakova, Miroslava	MURENA	U	L	Min						

## Stage Results - Open

Place	Name	No.	Class	Div	PF	Points	Pen	Time	Hit Factor	Stage Pts	Stage %
1	Heneš, Zdeněk	32	U	O	Maj	82	10	6.36	11.3208	90.0000	100.00 %
2	Samek, Petr	19	U	O	Maj	83	0	7.45	11.1409	88.5698	98.41 %
3	NAVRÁTIL, Martin	2	U	O	Maj	84	0	7.54	11.1406	88.5674	98.41 %



4	Glac, Martin	101	U	O	Maj	86	0	7.72	11.1399	88.5619	98.40 %
5	Novotný, Jaroslav	21	U	O	Maj	88	0	8.75	10.0571	79.9536	88.84 %
6	Šerá, Martina	28	U	O	Maj	76	10	6.88	9.5930	76.2640	84.74 %
7	Šerý, Jiří	26	U	O	Maj	82	10	7.83	9.1954	73.1031	81.23 %
8	Běhal, Jiří	14	U	O	Maj	82	10	8.07	8.9219	70.9288	78.81 %
9	Richter, Petr	15	U	O	Maj	85	0	10.17	8.3579	66.4450	73.83 %
10	Šerá, Michaela	27	U	O	Maj	79	0	10.11	7.8140	62.1211	69.02 %
11	Novotná, Natálie	22	U	O	Min	86	0	11.49	7.4848	59.5039	66.12 %

#### Stage Results - PCC

Place	Name	No.	Class	Div	PF	Points	Pen	Time	Hit Factor	Stage Pts	Stage %
1	Karlin, Marcus	115	U	PCC	Min	84	0	6.03	13.9303	90.0000	100.00 %
2	Sudek, Lukáš	125	U	PCC	Min	74	0	5.97	12.3953	80.0828	88.98 %
3	Zencar, Pavol	124	U	PCC	Min	79	10	5.88	11.7347	75.8148	84.24 %
4	Mach, Lukáš	3	U	PCC	Min	80	0	7.26	11.0193	71.1928	79.10 %
5	Radkovič, Michal	41	U	PCC	Min	84	0	7.84	10.7143	69.2223	76.91 %
6	Pevek, Markus	116	U	PCC	Min	78	0	7.37	10.5834	68.3766	75.97 %
7	Vaňura, Petr	105	U	PCC	Min	82	0	7.88	10.4061	67.2311	74.70 %
8	Krátký, Václav	85	U	PCC	Min	86	0	8.36	10.2871	66.4622	73.85 %
9	Bures, Vitezslav	43	U	PCC	Min	90	0	8.76	10.2740	66.3776	73.75 %
10	Svoboda, Jiří	44	U	PCC	Min	88	0	8.76	10.0457	64.9026	72.11 %
11	Kubáč, Vítězslav	96	U	PCC	Min	90	0	9.06	9.9338	64.1797	71.31 %
12	Tiefenbach, Martin	45	U	PCC	Min	90	0	9.20	9.7826	63.2028	70.23 %
13	Maška, Richard	110	U	PCC	Min	80	0	8.28	9.6618	62.4223	69.36 %
14	Mach, Petr	74	U	PCC	Min	74	0	7.74	9.5607	61.7692	68.63 %
15	Waldschütz, Wolfgang	140	U	PCC	Min	88	0	9.41	9.3518	60.4195	67.13 %
16	Musil, Eda	42	U	PCC	Min	86	0	9.35	9.1979	59.4252	66.03 %
17	Rozehnal, Pavel	47	U	PCC	Min	84	0	9.17	9.1603	59.1823	65.76 %
18	Malý, Daniel	66	U	PCC	Min	82	0	9.11	9.0011	58.1537	64.62 %
19	Synek, Milos	114	U	PCC	Min	88	0	10.15	8.6700	56.0146	62.24 %
20	Peša, Jaroslav	40	U	PCC	Min	78	0	9.01	8.6570	55.9306	62.15 %
21	Kučerík, Petr	111	U	PCC	Min	88	0	10.22	8.6106	55.6308	61.81 %
22	Šmíd, Martin	46	U	PCC	Min	80	0	9.49	8.4299	54.4634	60.51 %
23	Krychl, Michael	139	U	PCC	Min	74	0	9.56	7.7406	50.0100	55.57 %
24	Plzák, Jiří	106	U	PCC	Min	86	0	11.97	7.1846	46.4178	51.58 %
25	Malý, Jan	65	U	PCC	Min	84	0	11.76	7.1429	46.1484	51.28 %
26	Žolnay, Pavol	63	U	PCC	Min	80	0	11.52	6.9444	44.8659	49.85 %
27	Dosoudil, Radek	5	U	PCC	Min	74	20	8.79	6.1433	39.6902	44.10 %
28	Krátká, Marie	86	U	PCC	Min	72	0	12.81	5.6206	36.3132	40.35 %
29	Valko, David	129	U	PCC	Min	75	10	12.58	5.1669	33.3820	37.09 %






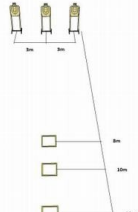
#### Stage Results - Production

Place	Name	No.	Class	Div	PF	Points	Pen	Time	Hit Factor	Stage Pts	Stage %
1	Zapletal, Miroslav	112	U	P	Min	90	0	8.44	10.6635	90.0000	100.00 %
2	Štěpán, Michal	49	U	P	Min	86	0	8.50	10.1176	85.3926	94.88 %
3	Balej, Zdeněk	95	U	P	Min	86	0	9.65	8.9119	75.2165	83.57 %
4	Cehelský, Petr	48	U	P	Min	82	0	9.65	8.4974	71.7181	79.69 %
5	Liehne, Jan	33	U	P	Min	86	0	10.42	8.2534	69.6587	77.40 %
6	Ščepko, Samuel	146	U	P	Min	76	0	9.57	7.9415	67.0263	74.47 %
7	Kužel, Zdeněk	37	U	P	Min	73	10	7.98	7.8947	66.6313	74.03 %
8	Piatke, Ondřej	90	U	P	Min	88	0	11.20	7.8571	66.3140	73.68 %
9	Neumann, Michal	57	U	P	Min	86	0	10.97	7.8396	66.1663	73.52 %
10	Němeček, Zdeněk	99	U	P	Min	80	0	10.21	7.8355	66.1317	73.48 %
11	Kaprál, Vojtěch	127	U	P	Min	84	0	10.79	7.7850	65.7054	73.01 %
12	Škop, Ctirad	137	U	P	Min	80	0	10.49	7.6263	64.3660	71.52 %
13	Najmonova, Hana	36	U	P	Min	88	0	11.73	7.5021	63.3178	70.35 %
14	Dvořák, Petr	128	U	P	Min	78	0	10.82	7.2089	60.8432	67.60 %
15	Vančura, Jan	69	U	P	Min	82	0	11.45	7.1616	60.4439	67.16 %
16	Broz, Jakub	60	U	P	Min	90	0	12.63	7.1259	60.1426	66.83 %
17	Černý, Lubomír	7	U	P	Min	82	0	11.57	7.0873	59.8169	66.46 %
18	Grygar, Zdeněk	50	U	P	Min	86	0	12.29	6.9976	59.0598	65.62 %
19	Pánek, Aleš	97	U	P	Min	86	0	12.34	6.9692	58.8201	65.36 %
20	Šilhán, Jiří	11	U	P	Min	80	0	11.93	6.7058	56.5970	62.89 %
21	Gabriel, Jiří	68	U	P	Min	73	10	9.79	6.4351	54.3123	60.35 %

22	Votava, Radovan	67	U	P	Min	78	0	12.81	6.0890	51.3912	57.10 %
23	Pěčková, Petra	92	U	P	Min	86	0	14.14	6.0820	51.3321	57.04 %
24	Hodoval, Pavel	104	U	P	Min	71	10	11.00	5.5455	46.8041	52.00 %
25	Chernobai, Valentina	144	U	P	Min	82	0	15.28	5.3665	45.2933	50.33 %
26	CHALOUPKA, Jakub	53	U	P	Min	76	0	14.34	5.2999	44.7312	49.70 %
27	Peka, Petr	133	U	P	Min	68	0	12.88	5.2795	44.5590	49.51 %
28	Paseka, Vlastimil	75	U	P	Min	84	0	16.00	5.2500	44.3100	49.23 %
29	Šindelář, Fanda	30	U	P	Min	71	30	9.11	4.5005	37.9842	42.20 %
30	Nathanielova, Nicole	62	U	P	Min	76	0	17.69	4.2962	36.2600	40.29 %
31	Minařík, Jan	134	U	P	Min	0	0	0.00	0.0000	0.0000	0.00 %
32	Slavík, Daniel	98	U	P	Min	0	0	0.00	0.0000	0.0000	0.00 %
33	Švajka, Ondřej	102	U	P	Min	0	0	0.00	0.0000	0.0000	0.00 %

Generated by PractiScore for Android (1.6.43 Lenovo) at 2020-06-21 16:37 +0200

# USPSA TOP STŘELY MATCH 2020 - CLASS - 2020-06-19

	STAGE 8		"CLASS"	
				
	24	3		
START POSITION: Standing in designated area, both heels touching mark.				
GUN READY CONDITION: Handgun loaded and holstered, FCC loaded on table.				
STAGE PROCEDURE: Upon start signal, engage targets from within the foul lines. String 1: Upon start signal, from Box A, engage T1-T3 with only two rounds per target, then make a mandatory reload and from Box A re-engage T1-T3 with only two rounds per target. String 2: Upon start signal, from Box B, engage T1-T3 with only two rounds per target using strong hand only. (Not applicable for FCC) FCC: Gun loaded, chamber empty - Option 2 String 3: Upon start signal, transfer gun to weak hand and from Box C engage T1-T3 with only two rounds per target using weak hand only. (Not applicable for FCC) FCC: Gun total empty - Option 3				
				

## Stage Results - Carry Optics

Place	Name	No.	Class	Div	PF	Points	Pen	Time	Hit Factor	Stage Pts	Stage %
1	Maderanek, Radim	52	U	CO	Min	118	0	19.02	6.2040	120.0000	100.00 %
2	Pijáček, Petr	91	U	CO	Min	99	10	17.86	4.9832	96.3868	80.32 %
3	Vyslouzil, Tomas	6	U	CO	Min	103	10	22.02	4.2234	81.6905	68.08 %
4	Holyszewski, Petr	113	U	CO	Min	92	20	29.19	2.4666	47.7099	39.76 %
5	Mikolášek, Martin	135	U	CO	Min	0	0	0.00	0.0000	0.0000	0.00 %

## Stage Results - Limited

Place	Name	No.	Class	Div	PF	Points	Pen	Time	Hit Factor	Stage Pts	Stage %
1	Liehne, Zdeněk	34	U	L	Maj	118	0	18.69	6.3135	120.0000	100.00 %
2	Kašpar, Josef	79	U	L	Maj	105	0	19.26	5.4517	103.6199	86.35 %
3	Kubík, Karel	84	U	L	Maj	110	0	20.32	5.4134	102.8919	85.74 %
4	Novotny, Zdenek	58	U	L	Min	98	0	19.46	5.0360	95.7187	79.77 %
5	Kašpar, Jiří	81	U	L	Min	110	0	22.79	4.8267	91.7406	76.45 %
6	Horinek, Milos	141	U	L	Maj	112	0	23.73	4.7198	89.7087	74.76 %
7	Slíva, Tomáš	147	U	L	Min	110	0	23.73	4.6355	88.1064	73.42 %
8	Kala, Jakub	59	U	L	Min	102	0	22.03	4.6300	88.0019	73.33 %
9	Liehne, Irena	35	U	L	Min	106	0	23.98	4.4204	84.0181	70.02 %
10	Elstner, Marek	12	U	L	Min	104	0	23.82	4.3661	82.9860	69.15 %
11	Vítek, Libor	55	U	L	Min	106	0	25.16	4.2130	80.0760	66.73 %
12	Ladič, Tibor	73	U	L	Min	100	0	25.12	3.9809	75.6645	63.05 %
13	Plich, Josef	89	U	L	Min	98	0	25.04	3.9137	74.3873	61.99 %
14	Tischlerová, Markéta	20	U	L	Min	88	0	22.82	3.8563	73.2963	61.08 %
15	David, Jaroslav	94	U	L	Min	102	0	26.74	3.8145	72.5018	60.42 %
16	Glos, Stanislav	71	U	L	Maj	95	10	22.34	3.8048	72.3174	60.26 %
17	Gazda, David	4	U	L	Min	98	0	25.96	3.7750	71.7510	59.79 %
18	Bina, Jiri	23	U	L	Min	96	0	25.57	3.7544	71.3595	59.47 %
19	Hudeček, František	13	U	L	Min	108	0	29.03	3.7203	70.7113	58.93 %
20	Bouda, Lukas	17	U	L	Min	93	10	23.48	3.5349	67.1875	55.99 %
21	Smejkal, Lukáš	25	U	L	Min	86	0	26.51	3.2441	61.6603	51.38 %
22	Komínek, Jiří	82	U	L	Maj	92	0	29.96	3.0708	58.3664	48.64 %
23	Zalejský, Rostislav	118	U	L	Maj	93	20	26.64	2.7402	52.0827	43.40 %
24	Botková, Zuzana	16	U	L	Min	91	30	22.79	2.6766	50.8738	42.39 %
25	Machek, Pavel	18	U	L	Min	84	40	23.34	1.8852	35.8318	29.86 %
26	Janošek, Dušan	120	U	L	Min	85	30	29.92	1.8382	34.9385	29.12 %
27	Tošenovská, Martina	136	U	L	Min	0	0	0.00	0.0000	0.0000	0.00 %
28	Turková, Eva	131	U	L	Min	0	0	0.00	0.0000	0.0000	0.00 %
29	Zalejská, Draha	142	U	L	Min	46	60	37.10	0.0000	0.0000	0.00 %
30	(DQ) Svadlakova, Miroslava	MURENA	U	L	Min						

## Stage Results - Open

Place	Name	No.	Class	Div	PF	Points	Pen	Time	Hit Factor	Stage Pts	Stage %
1	Heneš, Zdeněk	32	U	O	Maj	103	0	14.73	6.9925	120.0000	100.00 %

2	Běhal, Jiří	14	U	O	Maj	104	0	15.97	6.5122	111.7575	93.13 %
3	Šerá, Martina	28	U	O	Maj	112	0	18.90	5.9259	101.6958	84.75 %
4	Glac, Martin	101	U	O	Maj	109	0	21.27	5.1246	87.9445	73.29 %
5	Novotný, Jaroslav	21	U	O	Maj	115	0	22.46	5.1202	87.8690	73.22 %
6	Šerý, Jiří	26	U	O	Maj	108	10	19.60	5.0000	85.8062	71.51 %
7	NAVRÁTIL, Martin	2	U	O	Maj	114	0	22.87	4.9847	85.5437	71.29 %
8	Samek, Petr	19	U	O	Maj	108	10	20.08	4.8805	83.7555	69.80 %
9	Richter, Petr	15	U	O	Maj	112	0	25.43	4.4042	75.5816	62.98 %
10	Novotná, Natálie	22	U	O	Min	100	0	27.73	3.6062	61.8869	51.57 %
11	Šerá, Michaela	27	U	O	Maj	83	20	24.90	2.5301	43.4197	36.18 %

#### Stage Results - PCC

Place	Name	No.	Class	Div	PF	Points	Pen	Time	Hit Factor	Stage Pts	Stage %
1	Zencar, Pavol	124	U	PCC	Min	110	0	10.82	10.1664	120.0000	100.00 %
2	Sudek, Lukáš	125	U	PCC	Min	104	0	11.54	9.0121	106.3751	88.65 %
3	Bures, Vitezslav	43	U	PCC	Min	104	0	11.82	8.7986	103.8551	86.55 %
4	Karlin, Marcus	115	U	PCC	Min	102	0	12.92	7.8947	93.1858	77.65 %
5	Pevek, Markus	116	U	PCC	Min	96	0	12.73	7.5412	89.0132	74.18 %
6	Tiefenbach, Martin	45	U	PCC	Min	112	0	15.21	7.3636	86.9169	72.43 %
7	Maška, Richard	110	U	PCC	Min	106	0	14.46	7.3306	86.5274	72.11 %
8	Vaďura, Petr	105	U	PCC	Min	108	0	14.82	7.2874	86.0175	71.68 %
9	Radkovič, Michal	41	U	PCC	Min	112	0	15.80	7.0886	83.6709	69.73 %
10	Mach, Petr	74	U	PCC	Min	98	0	13.87	7.0656	83.3994	69.50 %
11	Svoboda, Jiří	44	U	PCC	Min	108	0	15.77	6.8484	80.8357	67.36 %
12	Mach, Lukáš	3	U	PCC	Min	104	10	13.73	6.8463	80.8109	67.34 %
13	Synek, Milos	114	U	PCC	Min	110	0	16.27	6.7609	79.8029	66.50 %
14	Waldschütz, Wolfgang	140	U	PCC	Min	105	10	14.17	6.7043	79.1348	65.95 %
15	Šmíd, Martin	46	U	PCC	Min	108	0	16.24	6.6502	78.4962	65.41 %
16	Kubáč, Vítězslav	96	U	PCC	Min	112	0	17.60	6.3636	75.1133	62.59 %
17	Krátký, Václav	85	U	PCC	Min	114	0	18.15	6.2810	74.1383	61.78 %
18	Musil, Eda	42	U	PCC	Min	106	0	16.89	6.2759	74.0781	61.73 %
19	Dosoudil, Radek	5	U	PCC	Min	104	0	16.86	6.1684	72.8093	60.67 %
20	Rozehnal, Pavel	47	U	PCC	Min	104	0	16.87	6.1648	72.7668	60.64 %
21	Žolnay, Pavol	63	U	PCC	Min	100	0	16.30	6.1350	72.4150	60.35 %
22	Plzák, Jiří	106	U	PCC	Min	114	0	20.08	5.6773	67.0125	55.84 %
23	Malý, Daniel	66	U	PCC	Min	114	0	20.63	5.5259	65.2254	54.35 %
24	Peša, Jaroslav	40	U	PCC	Min	106	0	20.09	5.2763	62.2793	51.90 %
25	Krychl, Michael	139	U	PCC	Min	108	0	24.19	4.4647	52.6995	43.92 %
26	Krátká, Marie	86	U	PCC	Min	90	0	20.76	4.3353	51.1721	42.64 %
27	Kučerík, Petr	111	U	PCC	Min	110	30	19.26	4.1537	49.0286	40.86 %
28	Valko, David	129	U	PCC	Min	104	0	26.10	3.9847	47.0338	39.19 %
29	Malý, Jan	65	U	PCC	Min	102	0	27.55	3.7024	43.7016	36.42 %

#### Stage Results - Production

Place	Name	No.	Class	Div	PF	Points	Pen	Time	Hit Factor	Stage Pts	Stage %
1	Štěpán, Michal	49	U	P	Min	114	0	17.64	6.4626	120.0000	100.00 %
2	Zapletal, Miroslav	112	U	P	Min	108	0	17.62	6.1294	113.8130	94.84 %
3	Kužel, Zdeněk	37	U	P	Min	96	10	15.46	5.5627	103.2903	86.08 %
4	Liehne, Jan	33	U	P	Min	104	0	19.83	5.2446	97.3837	81.15 %
5	Ščepko, Samuel	146	U	P	Min	112	0	21.52	5.2045	96.6391	80.53 %
6	Gabriel, Jiří	68	U	P	Min	108	0	21.19	5.0967	94.6375	78.86 %
7	Balej, Zdeněk	95	U	P	Min	106	0	21.44	4.9440	91.8021	76.50 %
8	Cehelský, Petr	48	U	P	Min	102	0	21.75	4.6897	87.0801	72.57 %
9	Broz, Jakub	60	U	P	Min	88	0	19.01	4.6291	85.9549	71.63 %
10	Kaprál, Vojtěch	127	U	P	Min	100	0	21.88	4.5704	84.8649	70.72 %
11	Piatke, Ondřej	90	U	P	Min	100	0	23.49	4.2571	79.0474	65.87 %
12	Šindelář, Fanda	30	U	P	Min	86	0	21.83	3.9395	73.1501	60.96 %
13	Grygar, Zdeněk	50	U	P	Min	102	0	25.98	3.9261	72.9013	60.75 %
14	Němeček, Zdeněk	99	U	P	Min	73	10	16.08	3.9179	72.7490	60.62 %
15	Škop, Ctirad	137	U	P	Min	94	0	24.00	3.9167	72.7268	60.61 %
16	Vančura, Jan	69	U	P	Min	102	0	26.38	3.8666	71.7965	59.83 %
17	Černý, Lubomír	7	U	P	Min	98	0	25.50	3.8431	71.3601	59.47 %
18	Hodoval, Pavel	104	U	P	Min	92	0	23.96	3.8397	71.2970	59.41 %
19	Najmonova, Hana	36	U	P	Min	104	0	27.27	3.8137	70.8142	59.01 %
20	Šilhán, Jiří	11	U	P	Min	98	0	27.05	3.6229	67.2714	56.06 %

21	Neumann, Michal	57	U	P	Min	91	10	22.89	3.5387	65.7079	54.76 %
22	Paseka, Vlastimil	75	U	P	Min	106	0	32.97	3.2150	59.6973	49.75 %
23	Pánek, Aleš	97	U	P	Min	82	0	25.72	3.1882	59.1997	49.33 %
24	Chernobai, Valentina	144	U	P	Min	104	0	33.79	3.0778	57.1498	47.62 %
25	Peka, Petr	133	U	P	Min	86	0	28.45	3.0228	56.1285	46.77 %
26	Dvořák, Petr	128	U	P	Min	85	10	25.74	2.9138	54.1045	45.09 %
27	CHALOUPKA, Jakub	53	U	P	Min	70	0	27.21	2.5726	47.7690	39.81 %
28	Votava, Radovan	67	U	P	Min	82	0	32.08	2.5561	47.4626	39.55 %
29	Pěčková, Petra	92	U	P	Min	100	20	35.29	2.2669	42.0927	35.08 %
30	Nathanielova, Nicole	62	U	P	Min	69	10	28.48	2.0716	38.4663	32.06 %
31	Minařík, Jan	134	U	P	Min	0	0	0.00	0.0000	0.0000	0.00 %
32	Slavík, Daniel	98	U	P	Min	0	0	0.00	0.0000	0.0000	0.00 %
33	Švajka, Ondřej	102	U	P	Min	0	0	0.00	0.0000	0.0000	0.00 %

Generated by PractiScore for Android (1.6.43 Lenovo) at 2020-06-21 16:38 +0200