

Stage 1

START POSITION: Standing on mark

FIREARMS READY CONDITION: Loaded and holstered.

STAGE PROCEDURE: At the start signal, engage targets from within the designated area.

P1 activate T7

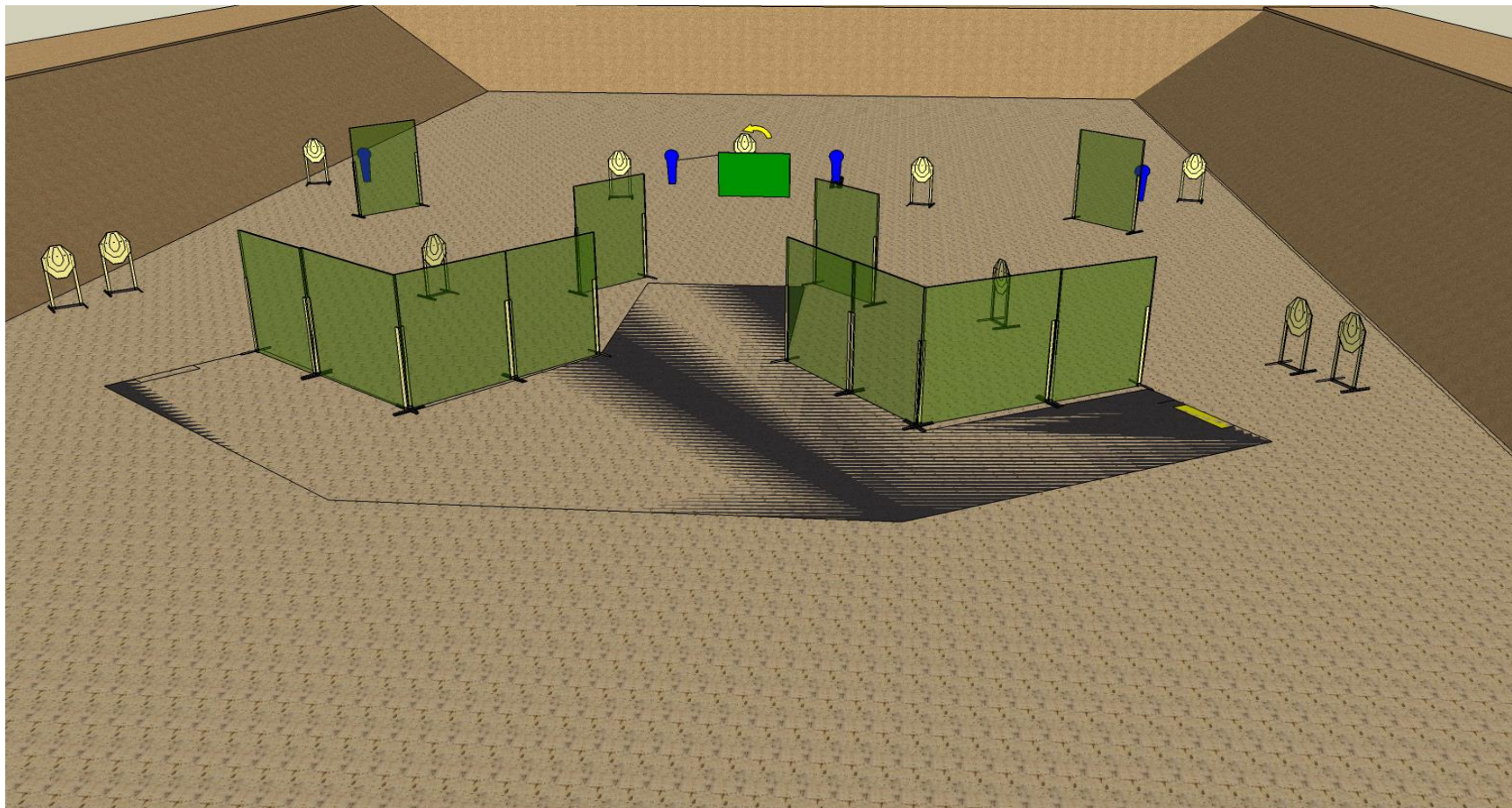
Target remain visible at end of movement.

ROUNDS TO BE SCORED: 26 rounds

TARGETS: 11 IPSC targets, 4 IPSC Poppers and some no-shoots

SAFETY ANGLE: Pay attention to safety angles

TIME STARTS : audible signal



Stage 2

START POSITION: Sitting on chair, both hands on knees

FIREARMS READY CONDITION: Loaded on table

Chamber empty, magazine inserted, all magazine on belt

STAGE PROCEDURE: At the start signal, engage targets from within the designated area.


ROUNDS TO BE SCORED: 8 rounds

Scoring will be done immediately in the course of your shooting.
Delegate your colleague to check a scoring.

TARGETS: 4 IPSC targets, 1 No Shoot

SAFETY ANGLE: Pay attention to safety angles

TIME STARTS : audible signal



Stage 3

START POSITION: Standing on mark.

FIREARMS READY CONDITION: Loaded and holstered.

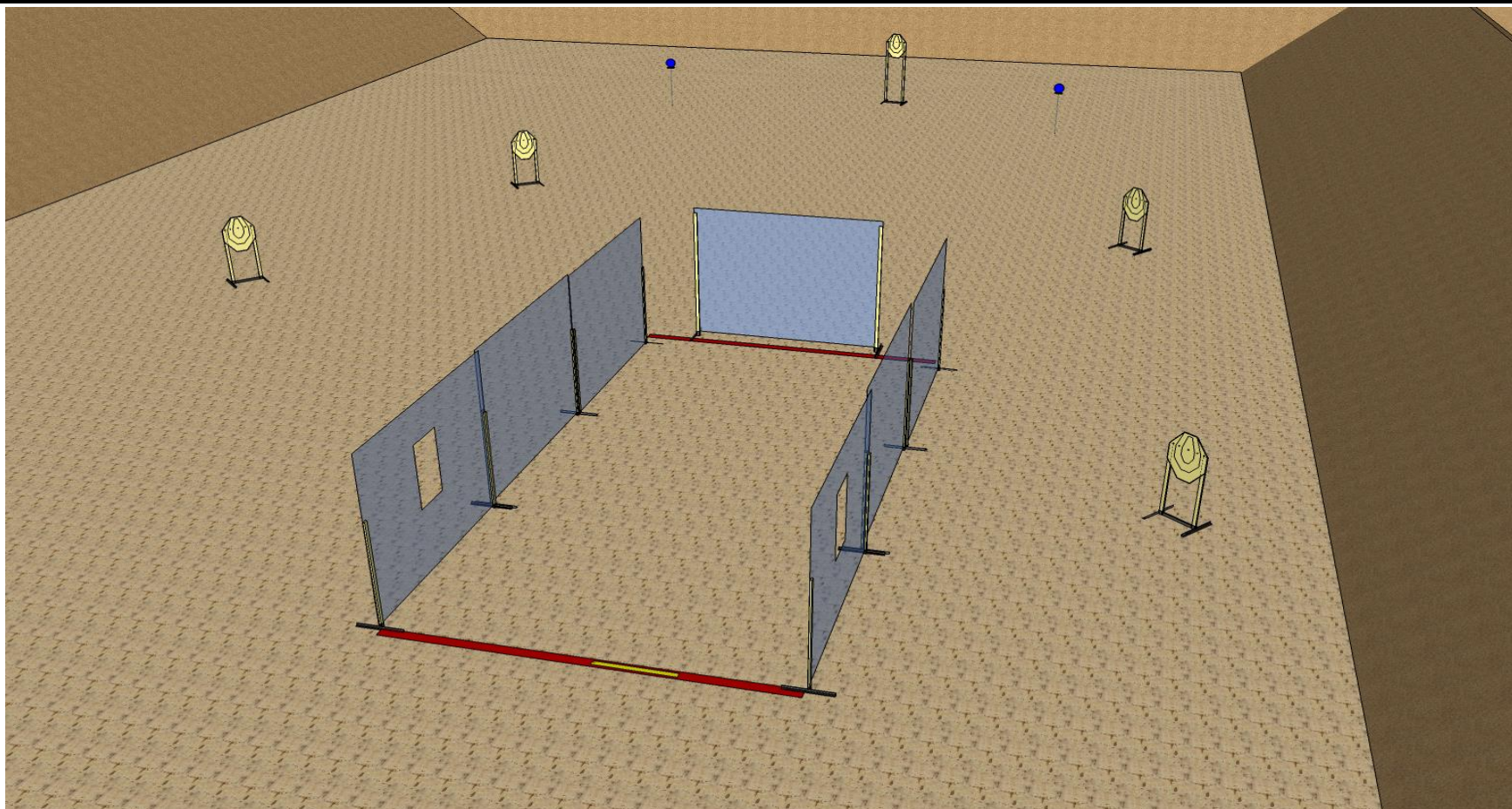
STAGE PROCEDURE: At the start signal, engage targets from within the designated area.

ROUNDS TO BE SCORED: 12 rounds

TARGETS: 5 IPSC targets, 2 IPSC Plates

SAFETY ANGLE: Pay attention to safety angles

TIME STARTS : audible signal



Stage 4

START POSITION: Standing anywhere in designed area

FIREARMS READY CONDITION: Loaded and holstered

STAGE PROCEDURE: At the start signal, engage targets from within the designated area.


ROUNDS TO BE SCORED: 17 rounds

Scoring will be done immediately in the course of your shooting.
Delegate your colleague to check a scoring.

TARGETS: 8 IPSC targets, 1 IPSC Popper
and some no-shoots

SAFETY ANGLE: Pay attention to safety angles

TIME STARTS : audible signal



Stage 5

START POSITION: Standing anywhere in designed area

FIREARMS READY CONDITION: Gun empty, holstered

STAGE PROCEDURE: At the start signal, engage targets from within the designated area.


ROUNDS TO BE SCORED: 12 rounds

Scoring will be done immediately in the course of your shooting.
Delegate your colleague to check a scoring.

TARGETS: 5 IPSC targets, 1 IPSC Popper, 1 Plate
and some no-shoots

SAFETY ANGLE: Pay attention to safety angles

TIME STARTS : audible signal



Stage 6

START POSITION: Standing anywhere in designed area

FIREARMS READY CONDITION: Loaded and holstered

STAGE PROCEDURE: At the start signal, engage targets from within the designated area.

ROUNDS TO BE SCORED: 16 rounds

Scoring will be done immediately in the course of your shooting.
Delegate your colleague to check a scoring.

TARGETS: 7 IPSC targets, 2 IPSC Poppers,
and some no-shoots

SAFETY ANGLE: Pay attention to safety angles

TIME STARTS : audible signal

